

Carbon Reduction Plan

Supplier name: ...GSK.....

Publication date:5th March 2024.....

Commitment to achieving Net Zero

GSK is committed to achieving Net Zero emissions by **2045**.

Baseline Emissions Footprint

Baseline emissions are a record of the greenhouse gases that have been produced in the past and were produced prior to the introduction of any strategies to reduce emissions. Baseline emissions are the reference point against which emissions reduction can be measured.

Baseline Year: 2020	
Additional Details relating to the Baseline Emissions calculations.	
Historic baseline year emissions from 2020 onwards have been restated in 2023 following the demerger of GSK's Consumer Healthcare business to form Haleon in July 2022. The restatement excludes historic emissions that were allocated to the consumer healthcare business unit.	
Baseline year emissions:	
EMISSIONS	TOTAL (tCO₂e)
Scope 1	710,529
Scope 2	168,854
Scope 3 (Included Sources)	9,949,039
Total Emissions	10,828,422

Current Emissions Reporting

Reporting Year: 2023	
EMISSIONS	TOTAL (tCO ₂ e)
Scope 1	580,875 (based on 2023 data)
Scope 2	63,764 (based on 2023 data)
Scope 3 (Included Sources)	8,995,262 (the latest data available for scope 3 is based on 2022 activity)
Total Emissions	9,639,901

Emissions reduction targets

In 2023, The Science Based Targets initiative (SBTi) approved GSK's net zero target for 2045 in line with its Corporate Net-Zero Standard, the world's only framework for corporate net zero target setting in line with climate science. This commitment applies for both GSK and ViiV operations.

Near term target

GSK and ViiV commits to disclose and reduce absolute scope 1 & 2 (market approach) by 80% and scope 3 GHG emissions from Purchased goods and services, Fuel & Energy Related Activities, Upstream transportation and distribution, Waste Generated in Operations, Business travel, Employee commuting, Use of sold products and End-of-life treatment of sold products by 80% by 2030 from a 2020 base year. GSK discloses against Downstream Transportation and distribution but those categories are currently excluded from the target due to data improvement needs. GSK does, however, continue to maximise the transition from air to sea freight across its portfolio, and to collaborate with its peers to improve container load and procurement of sustainable fuels for the sector.

In line with GSK's reporting cycle, operational data (Scope 1 and 2) is readily available for 2023. For Scope 3, further reconciliation of emissions associated with cost of goods is required, therefore reported using figures from the previous fiscal year (which are externally audited annually). We are working with strategic data partners to improve agility in Scope 3 reporting in the future.

Long term target

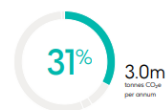
GSK and ViiV commit to reduce absolute scope 1 & 2 (market approach) by 90% and scope 3 GHG emissions from Purchased goods and services, Capital goods, Fuel & Energy Related Activities, Upstream transportation and distribution, Waste Generated in Operations, Business travel, Employee commuting, Use of sold products and End-of-life treatment of sold products and investments by 90% by 2045 from a 2020 base year.

Our value chain carbon footprint

We have mapped our carbon footprint across our value chain to ensure we have a clear understanding of where to focus our efforts, which informs our pathway to net zero.

Supply chain

Scope 3 emissions from the goods and services that GSK buys from other companies and other upstream emissions.



Purchased goods	1.6m tonnes CO ₂ e per annum
Purchased services	0.9m tonnes CO ₂ e per annum
Capital investments	0.2m tonnes CO ₂ e per annum
Commuting	0.06m tonnes CO ₂ e per annum
Business travel	0.09m tonnes CO ₂ e per annum
Upstream energy	0.1m tonnes CO ₂ e per annum

GSK's operations

Scope 1 and 2 emissions from running our labs, factories and commercial offices.*



Energy	0.4m tonnes CO ₂ e per annum
HFA and manufacturing emissions	0.25m tonnes CO ₂ e per annum
Sales force	0.05m tonnes CO ₂ e per annum

Logistics

Scope 3 emissions from delivering medicines and vaccines across the globe.



Upstream logistics	0.3m tonnes CO ₂ e per annum
Downstream logistics	0.1m tonnes CO ₂ e per annum

Patient use

Scope 3 emissions from patients using our products.



Use of metered dose inhalers	5.4m tonnes CO ₂ e per annum
Use of other products	<0.1m tonnes CO ₂ e per annum

Disposal

Scope 3 emissions from the disposal of our products by GSK patients.



9.71m
Total estimated GSK emissions
tonnes CO₂e per annum*

March 2024

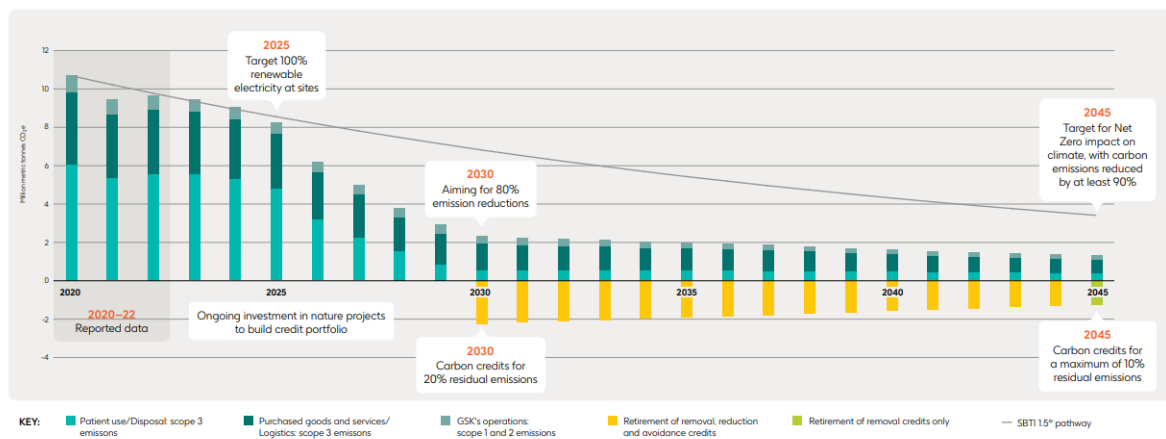
* Scope 1 and 2 market-based emissions

* based on data from 2022

(Infographic numbers show GSK and ViiV footprint across scopes 1,2 and 3 using 2022 numbers).

Our pathway to net zero

The graph below shows our projected carbon reduction pathway to 2030 and 2045 across the different parts of our carbon footprint, along with our planned carbon credits.



March 2024

Carbon Reduction Projects (applicable for both GSK and ViiV)

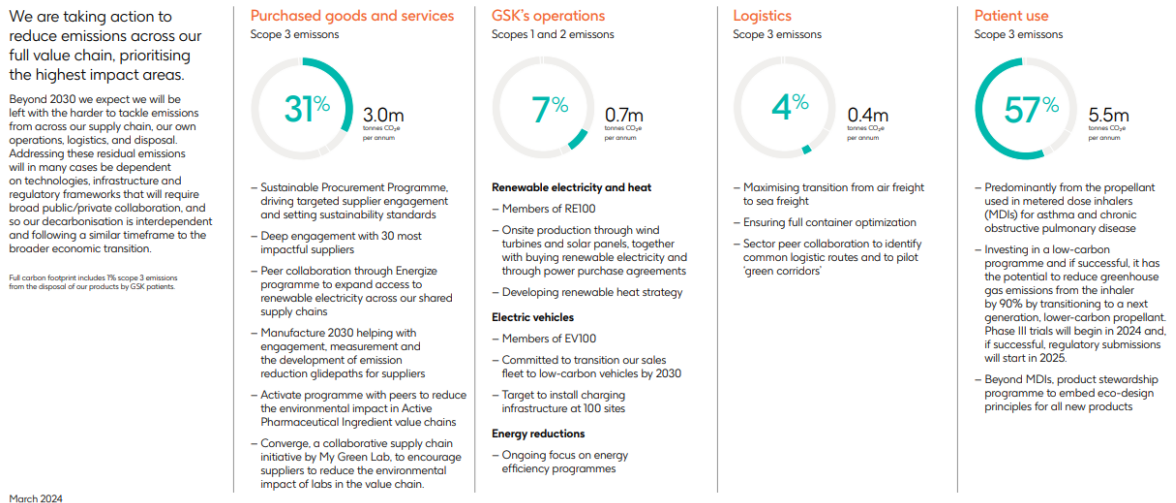
Completed Carbon Reduction Initiatives

In 2023, we reduced our Scope 1 and 2 carbon emissions by 10% compared with 2022, and by 27% compared with our 2020 baseline. This was primarily due to energy efficiency measures and increasing the amount of renewable electricity we use. For example, our Nashik site in India has reduced its emissions by 93% since 2020, by moving to renewable

biomass for heat and to renewable electricity. Additionally, we signed a power purchase agreement to source renewable electricity to cover 50% of our electricity demand for our sites in Europe from mid-2026. Two additional wind turbines and the new solar farm at our manufacturing facility in Irvine, Scotland began generating renewable energy.

GSK's carbon reduction initiatives addressing emissions across scopes 1, 2 and 3 are shown in the graphic below:

Priority actions to reduce emissions



Declaration and Sign Off

This Carbon Reduction Plan has been completed in accordance with PPN 06/21 and associated guidance and reporting standard for Carbon Reduction Plans.

Emissions have been reported and recorded in accordance with the published reporting standard for Carbon Reduction Plans and the GHG Reporting Protocol corporate standard¹ and uses the appropriate Government emission conversion factors for greenhouse gas company reporting².

Scope 1 and Scope 2 emissions have been reported in accordance with SECR requirements, and the required subset of Scope 3 emissions have been reported in accordance with the published reporting standard for Carbon Reduction Plans and the Corporate Value Chain (Scope 3) Standard³.

This Carbon Reduction Plan has been reviewed and signed off by the board of directors (or equivalent management body).

¹ <https://ghgprotocol.org/corporate-standard>

² <https://www.gov.uk/government/collections/government-conversion-factors-for-company-reporting>

³ <https://ghgprotocol.org/standards/scope-3-standard>

Signed on behalf of the Supplier:

A rectangular box containing a handwritten signature in black ink. The signature is cursive and appears to read 'clund'.

Claire Lund, VP Sustainability, GSK

Date: 5th March 2024