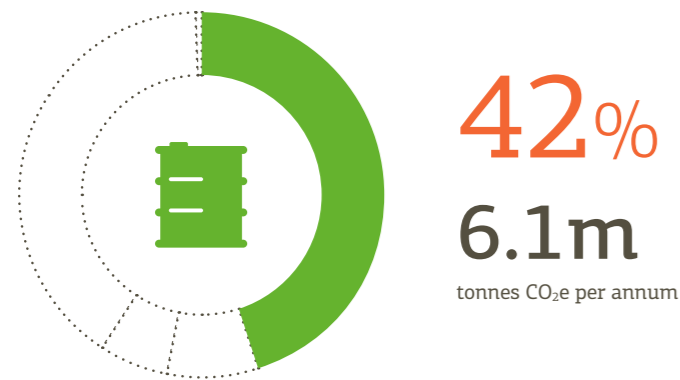




Understanding our value chain carbon footprint

Purchased goods and services

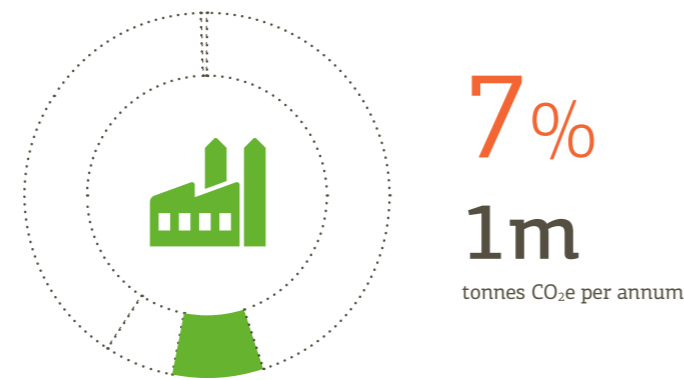
Scope 3 emissions from the goods and services that GSK buys from other companies.



- Purchased goods: 3.7m tonnes CO₂e per annum
- Purchased services: 1.9m tonnes CO₂e per annum
- Capital investments: 0.3m tonnes CO₂e per annum
- Commuting: 0.05m tonnes CO₂e per annum
- Business travel: 0.05m tonnes CO₂e per annum
- Upstream energy: 0.1m tonnes CO₂e per annum

GSK's operations


Scope 1 and 2 emissions from running our labs, factories and commercial offices.



- Energy: 0.6m tonnes CO₂e per annum
- HFA and manufacturing emissions: 0.3m tonnes CO₂e per annum
- Sales force: 0.1m tonnes CO₂e per annum

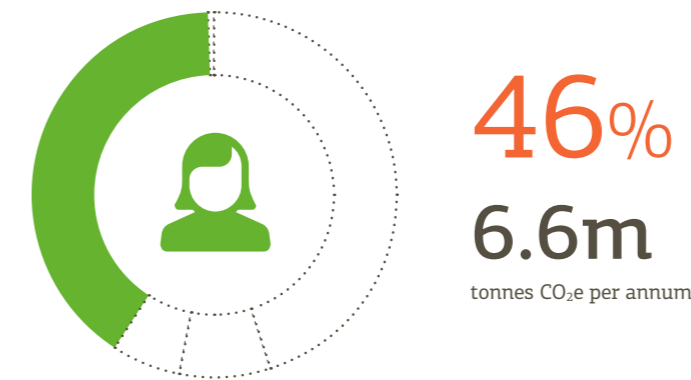
Logistics

Scope 3 emissions from delivering medicines, vaccines and consumer health products across the globe.



Patient and consumer use

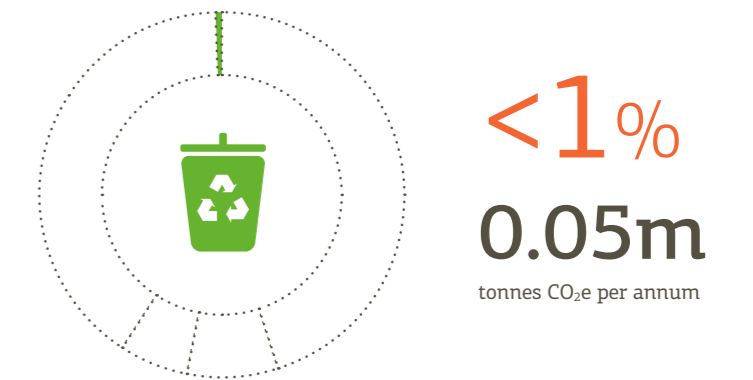
Scope 3 emissions from patients and consumers using our products.



- Use of metered dose inhalers: 5.8m tonnes CO₂e per annum
- Use of other products: 0.9m tonnes CO₂e per annum

Disposal

Scope 3 emissions from the disposal of our products by GSK patients and consumers.



14.45m Total estimated GSK emissions tonnes CO₂e per annum*

Healthy planet Healthy people

Find out more at [GSK.com](https://www.gsk.com)

* Based on data from 2020