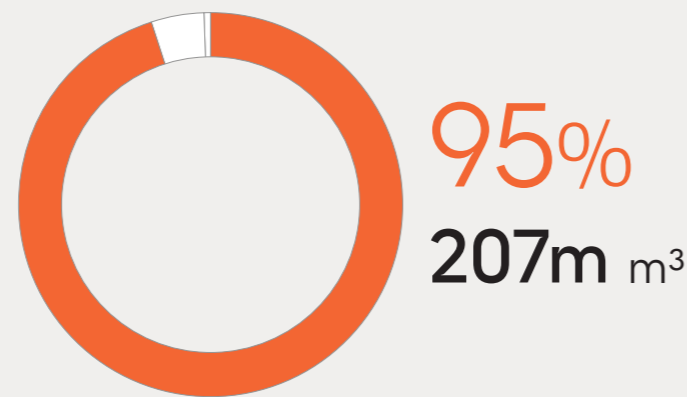


# Understanding our value chain water footprint

We have mapped our water footprint by understanding the volume of water we use across the value chain and where in the world the water is being used.

## Supply chain

The water used in manufacturing or growing the raw materials GSK buys from other companies.



55%  
Production of electricity

11%  
Chemicals nec

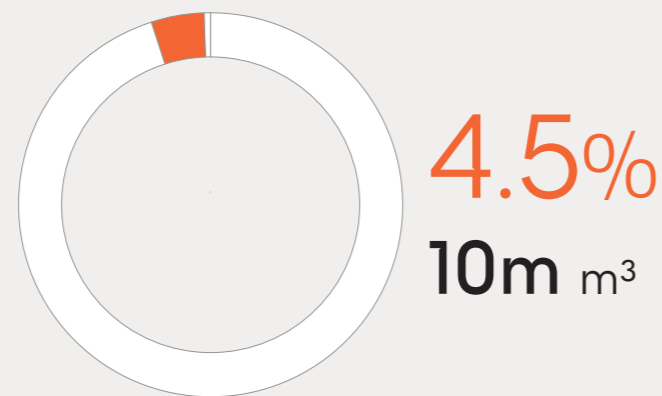
4.8%  
Water used in the cultivation of paddy rice

4.9%  
Water used in the cultivation of sugar cane – sugar beet

0.5%  
Water used in the cultivation of wheat

## GSK's operations

The water we use in our labs, factories and offices.



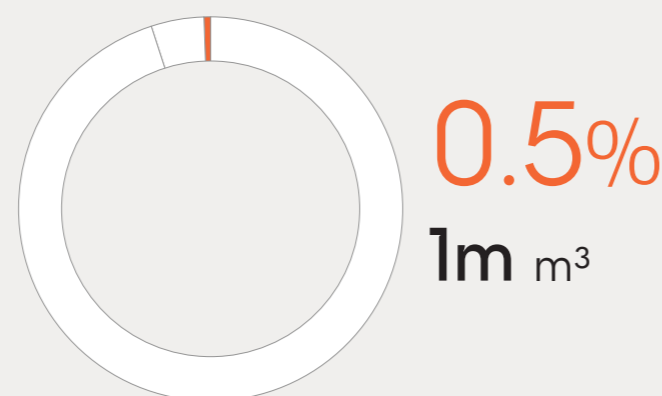
29.3%  
UK

14.7%  
USA

20%  
Belgium

## Use of our products

Water use by patients and consumers using our products.



61.9%  
Antifungal/antiviral shampoo

9.4%  
Emollient soap

218m m<sup>3</sup>  
Total estimated GSK water footprint