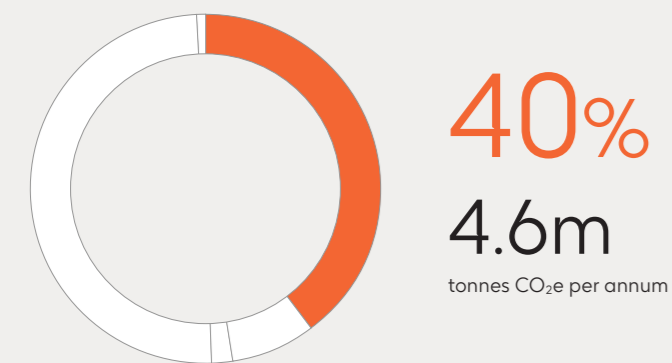


# Understanding our value chain carbon footprint

## Purchased goods and services

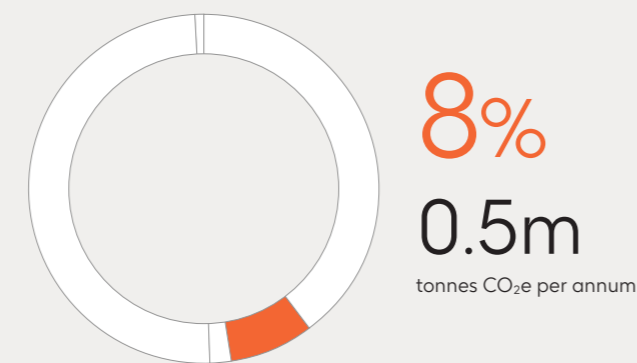
Scope 3 emissions from the goods and services that GSK buys from other companies.



Purchased goods	2.6m tonnes CO <sub>2</sub> e per annum
Purchased services	1.6m tonnes CO <sub>2</sub> e per annum
Capital investments	0.2m tonnes CO <sub>2</sub> e per annum
Commuting	0.04m tonnes CO <sub>2</sub> e per annum
Business travel	0.04m tonnes CO <sub>2</sub> e per annum
Upstream energy	0.1m tonnes CO <sub>2</sub> e per annum

## GSK's operations

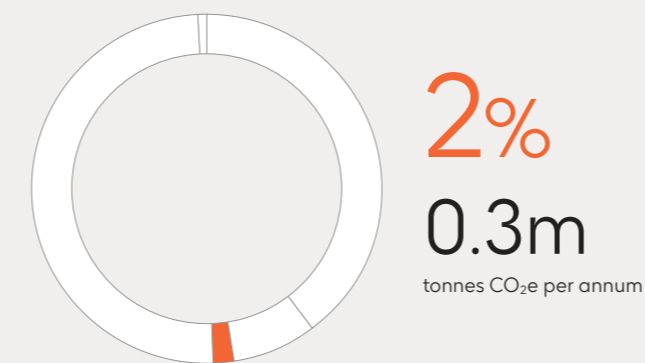
Scope 1 and 2 emissions from running our labs, factories and commercial offices.



Energy	0.6m tonnes CO <sub>2</sub> e per annum
HFA and manufacturing emissions	0.3m tonnes CO <sub>2</sub> e per annum
Sales force	0.1m tonnes CO <sub>2</sub> e per annum

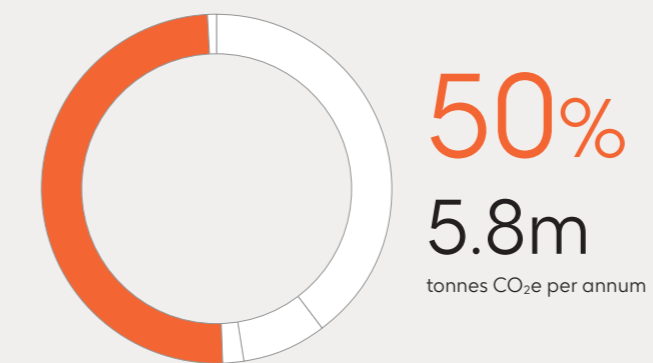
## Logistics

Scope 3 emissions from delivering medicines, vaccines and consumer health products across the globe.



## Patient and consumer use

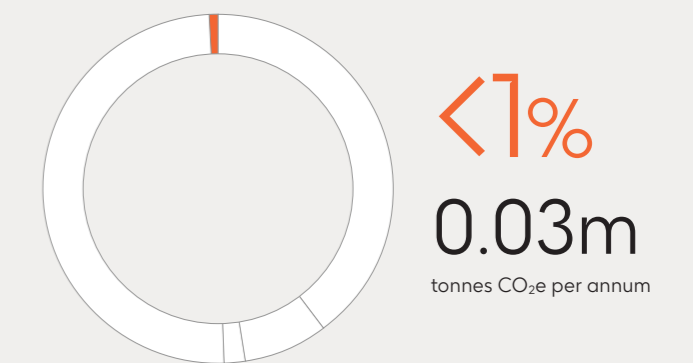
Scope 3 emissions from patients and consumers using our products.



Use of metered dose inhalers	5.8m tonnes CO <sub>2</sub> e per annum
Use of other products	<0.1m tonnes CO <sub>2</sub> e per annum

## Disposal

Scope 3 emissions from the disposal of our products by GSK patients and consumers.



**11.59m** Total estimated GSK emissions tonnes CO<sub>2</sub>e per annum\*

\* Based on data from 2020