



Meet GSK management

R&D focus for the next-wave of pipeline

Interactive event for investors and analysts. This webinar is being recorded.

17 December 2024

 [gsk.com](https://www.gsk.com)

Cautionary statement regarding forward-looking statements

This presentation may contain forward-looking statements. Forward-looking statements give the Group's current expectations or forecasts of future events. An investor can identify these statements by the fact that they do not relate strictly to historical or current facts. They use words such as 'anticipate', 'estimate', 'expect', 'intend', 'will', 'project', 'plan', 'believe', 'target' and other words and terms of similar meaning in connection with any discussion of future operating or financial performance. In particular, these include statements relating to future actions, prospective products or product approvals, future performance or results of current and anticipated products, sales efforts, expenses, the outcome of contingencies such as legal proceedings, dividend payments and financial results.

Other than in accordance with its legal or regulatory obligations (including under the Market Abuse Regulations, UK Listing Rules and the Disclosure Guidance and Transparency Rules of the Financial Conduct Authority), the Group undertakes no obligation to update any forward-looking statements, whether as a result of new information, future events or otherwise. Investors should, however, consult any additional disclosures that the Group may make in any documents which it publishes and/or files with the US Securities and Exchange Commission (SEC). All investors, wherever located, should take note of these disclosures. Accordingly, no assurance can be given that any particular expectation will be met and investors are cautioned not to place undue reliance on the forward-looking statements.

Forward-looking statements are subject to assumptions, inherent risks and uncertainties, many of which relate to factors that are beyond the Group's control or precise estimate. The Group cautions investors that a number of important factors, including those in this presentation, could cause actual results to differ materially from those expressed or implied in any forward-looking statement. Such factors include, but are not limited to, those discussed under Item 3.D 'Risk factors' in the Group's Annual Report on Form 20-F for the full year (FY) 2023. Any forward-looking statements made by or on behalf of the Group speak only as of the date they are made and are based upon the knowledge and information available to the Directors on the date of this presentation.

A number of adjusted measures are used to report the performance of our business, which are non-IFRS measures. These measures are defined and reconciliations to the nearest IFRS measure are available in the Group's Q3 2024 Results and the Group's Annual Report on Form 20-F for FY 2023.

All expectations, guidance and outlooks regarding future performance and the dividend should be read together with the section "Guidance and outlooks, assumptions and cautionary statements on page 54 of our stock exchange announcement of the Group's Q3 2024 Results, the section "Assumptions and basis of preparation related to 2024 guidance" in the Appendix of this presentation and the statements on page 317 of the Group's Annual Report on Form 20-F for FY 2023.

Participants

Speakers



Dr Tony Wood

Chief Scientific Officer

Q&A



Luke Miels

Chief Commercial Officer



Dr Hesham Abdullah

SVP, Global Oncology R&D



Dr Kaivan Khavandi

SVP, Global Respiratory/Immunology R&D

Next Wave of R&D

Our R&D approach is paving the way for a pipeline of best/first in class medicines and vaccines to deliver growth at scale to 2030 and beyond

Deeper expertise in
the science of the
immune system



Competitive and
differentiated
technologies



Network of
world-class
partnerships and
complimentary BD

Unique understanding of the role of fibrosis and auto-inflammation

Precision approaches to identify the right target, the right treatment and the right patient

Interventions that support healthy immune system ageing

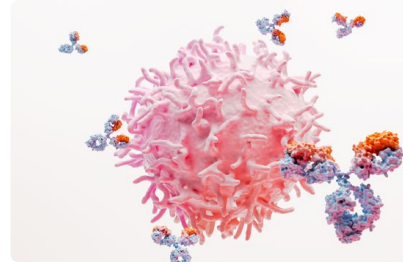
Our focus for today: Oncology and Respiratory/Immunology



Oncology

Expand beyond our current focus in haematological and gynaecological cancers...

...with antibody drug-conjugates (ADCs) for the treatment of solid tumours.



Respiratory/Immunology

Build on decades of knowledge in inflammatory mechanisms...

...to lead in COPD¹ and target fibrotic lung, liver and kidney disease.

1. Chronic obstructive pulmonary disease.

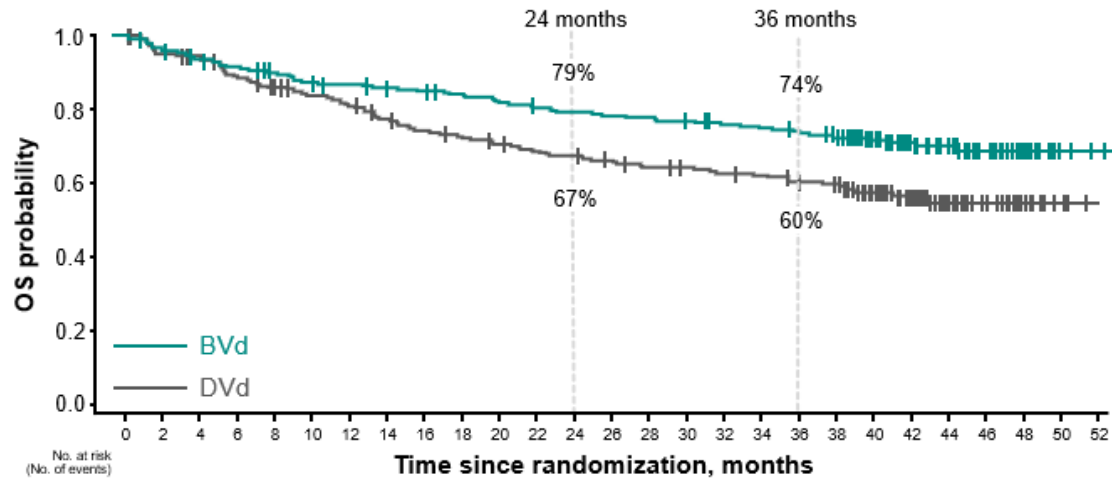
A large, flowing orange shape that starts wide on the left and tapers towards the right, creating a sense of movement and depth.

Oncology

GSK

Blenrep could redefine treatment in 2L¹ multiple myeloma with exceptional efficacy, manageable safety profile and advantageous ease of administration

DREAMM-7: statistically significant 42% reduction in risk of death vs. SoC^{2,3}



Transformational patient benefit

Sustained overall survival advantage seen as early as four months

Safety and tolerability consistent with known profile

Eye-related side effects: **transient, reversible and manageable** with dose modifications and delays

Administration in **community setting**

Filed in 7 countries; US decision expected July 2025

Median OS⁴ was not reached.
Predicted median OS based on modeling was 84 months for BVd and 51 months for DVd

Promising early results in newly diagnosed patient cohorts increase confidence in *Blenrep* 1L¹ and further lifecycle innovation

Phase I/II BelaRd Study²

100% response rate in newly diagnosed patients

Rapid, deep, and durable responses across cohorts

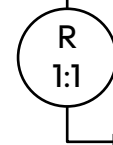
No disease progression observed in newly diagnosed patients at 24.8 months median follow up

Actively exploring LCI³ opportunities in line with competitive developments

Phase III DREAMM-10:

Blenrep in 1L multiple myeloma study design

Newly diagnosed multiple myeloma
N=520



BRd

(belamaf, lenalidomide, dexamethasone)

DRd

(daratumumab, lenalidomide, dexamethasone)

Primary endpoints:

MRD⁴ negativity, PFS⁵

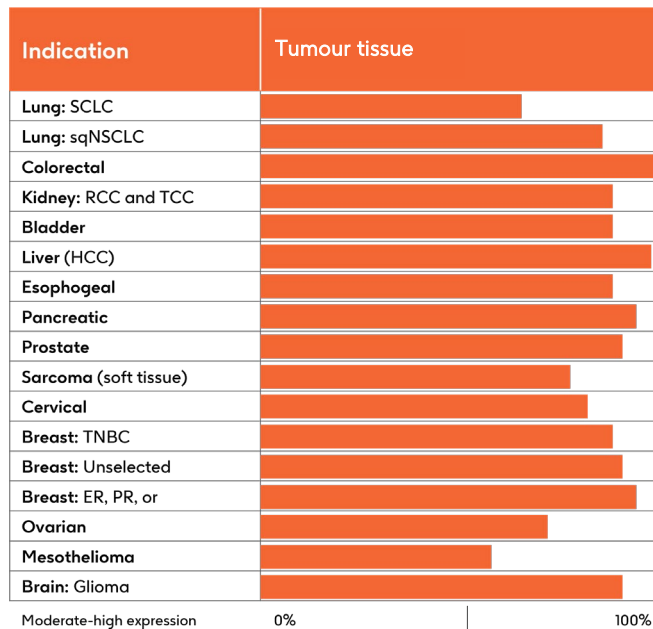
Oncologic Drugs Advisory Committee (ODAC) has voted unanimously in favour of MRD negativity testing as an early endpoint in multiple myeloma

DREAMM-10 to initiate this month with initial results expected H2 2027

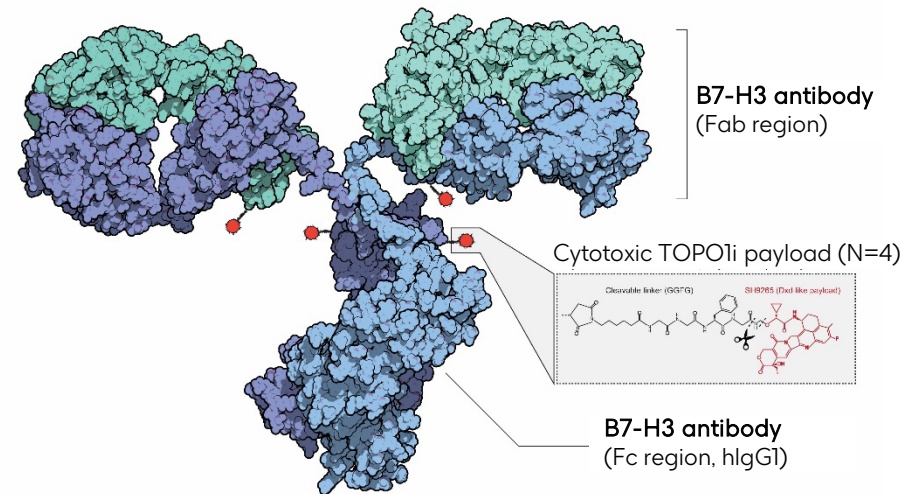
1. First line. 2 Data presented at the 5th European Myeloma Network Meeting, April 2024. 3. Lifecycle innovation. 4. Minimal residual disease. 5. Progression free survival.

ADCs targeting B7-H3 provide multi-indication, transformational potential

B7-H3 is broadly expressed across multiple tumours¹



ADC² design targets and kills tumour cells, sparing healthy tissue



Significant emerging opportunity

Development opportunity in **genitourinary, lung, gastrointestinal** and beyond

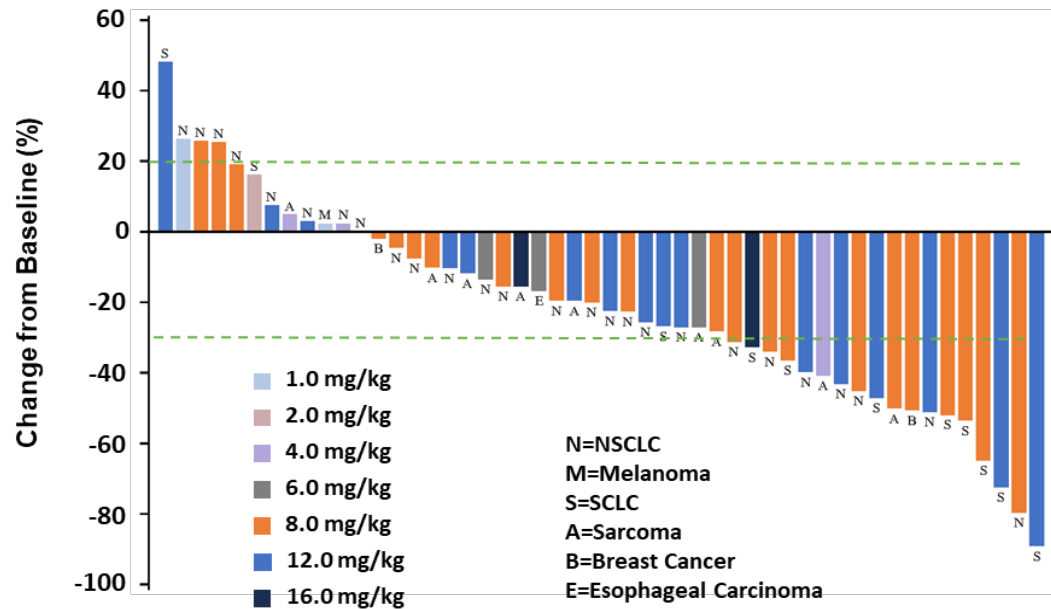
Builds on *Blenrep* progress and CMC³ capabilities

Complements existing and emerging portfolio

1. Tumour tissue = tumour cells or stroma. Modified from Seaman et al. 2017; Lung (SCLC); Carvajal Hausdorf et al. 2019. 2. Antibody drug conjugate. 3. Chemistry, manufacturing and control.

GSK5764227 (B7-H3 ADC) has broad impact across multiple tumour types

GSK'227 has broad clinical activity across solid tumours¹



Promising clinical data across multiple tumour types

GSK'227 showed **anti-tumour responses** in a range of solid tumours

All patients **heavily pretreated**

Substantial activity even at low doses

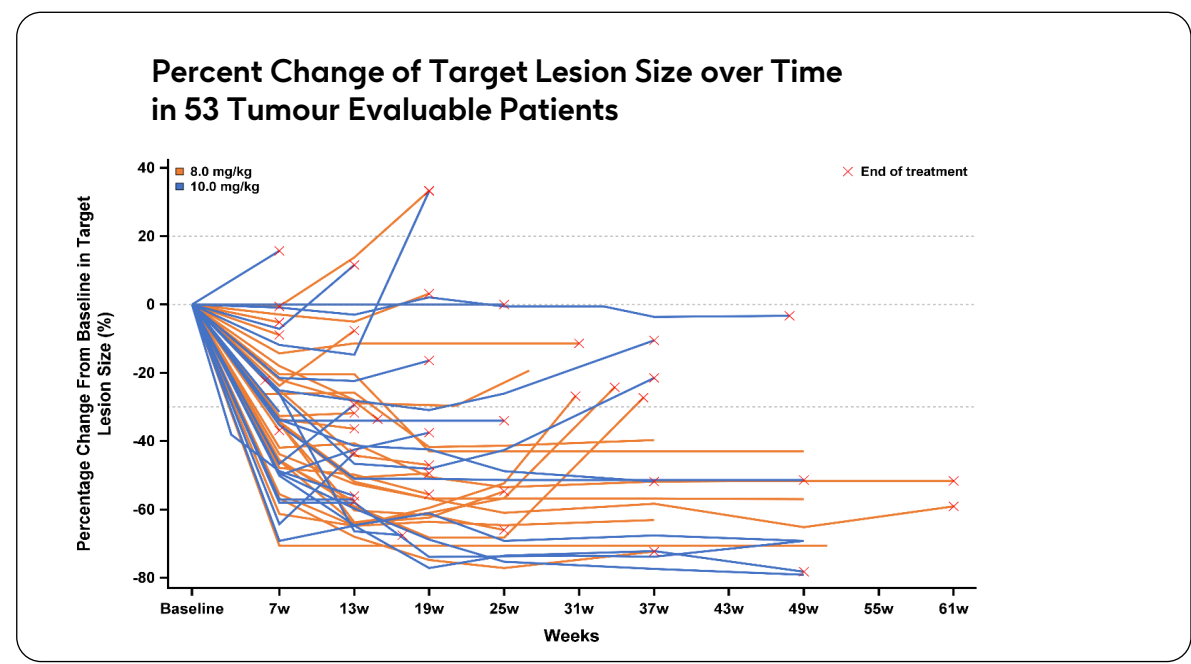
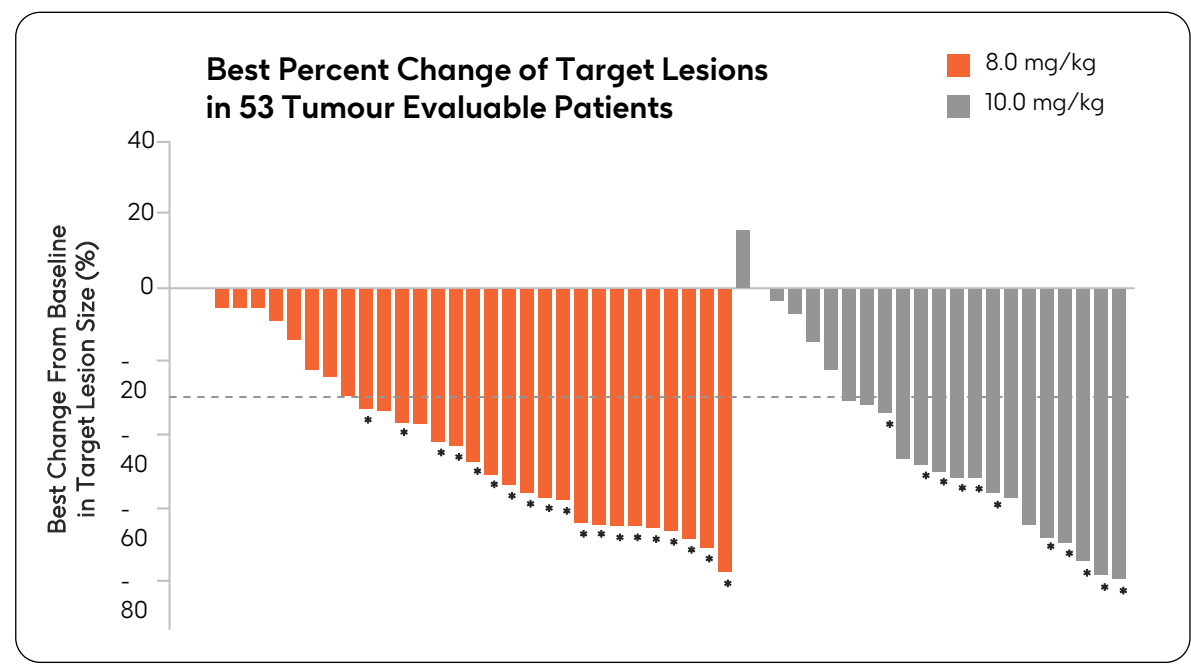
Safety profile manageable; side effects in line with those commonly observed in cancer treatment

1. Wang J, Duan J, Xing L, et al. ARTEMIS-001: Phase 1 study of HS-20093, a B7-H3–targeting antibody-drug conjugate, in patients with advanced solid tumor. *J Clin Oncol*. 2023;41 (suppl 16):3017. doi:10.1200/JCO.2023.41.16_suppl.3017). 2. Response Evaluation Criteria in Solid Tumours.

GSK'227 Breakthrough Designation based on 50-61% overall response rate in extensive-stage small-cell lung cancer¹ and significant need for improved treatments

ES-SCLC SoC has an expected response rate <20%²

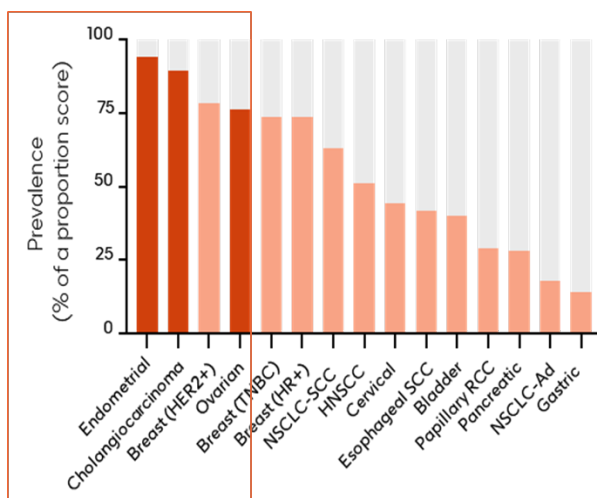
	8.0 mg/kg (n=31)	10.0 mg/kg (n=22)
ORR ³ , % (95% CI)	61.3 (42.2, 78.2)	50.0 (28.2, 71.8)
DCR ⁴ , % (95% CI)	80.6 (62.5, 92.5)	95.5 (77.2, 99.9)



1. ARTEMIS-001 results presented at 2024 World Lung Conference. Data cut-off date: 30 June 2024. 2. Demedts et al. European Respiratory Journal 2009 35(1): 202-215. 3. Objective response rate. 4. Disease control rate

GSK5733584 (B7-H4 ADC) could redefine survival outcomes in ovarian and endometrial cancer

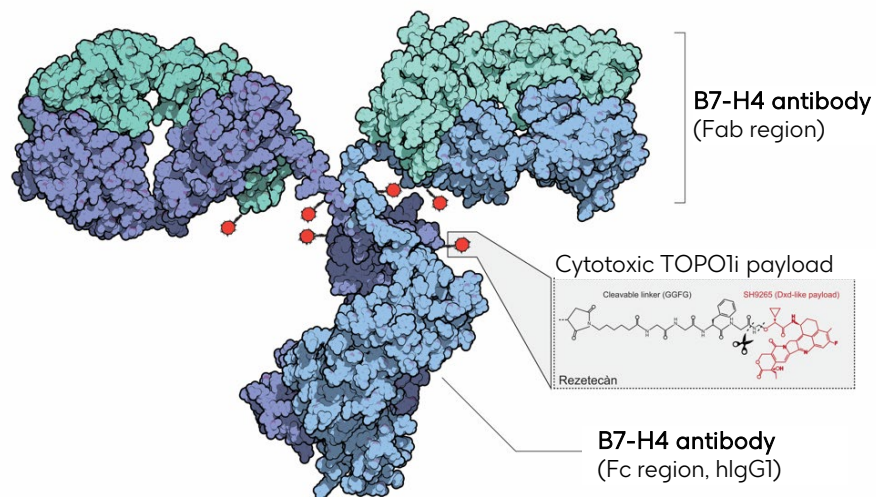
B7-H4 widely expressed across solid tumours¹



5-year survival for patients with distant metastasis²



ADC design enables targeted treatment



Significant emerging opportunity

Highly expressed across multiple tumours, at very low levels in healthy tissue

Emerging clinical profile suggests best-in-class potential

Builds on existing expertise and capability, complementing *Zejula* and *Jemperli*

- Tackles platinum & PARPi⁴ resistance, and HRp⁵ tumours in ovarian cancer
- Combination with *Jemperli* in EC⁶, replacing chemo

1. Kinnear K et al. Clin Cancer Res. 2023;29:1086–101. Endometrial cancer.

2. SEER: 5-year survival statistics for distant metastatic disease in US.

3. Triple negative breast cancer.

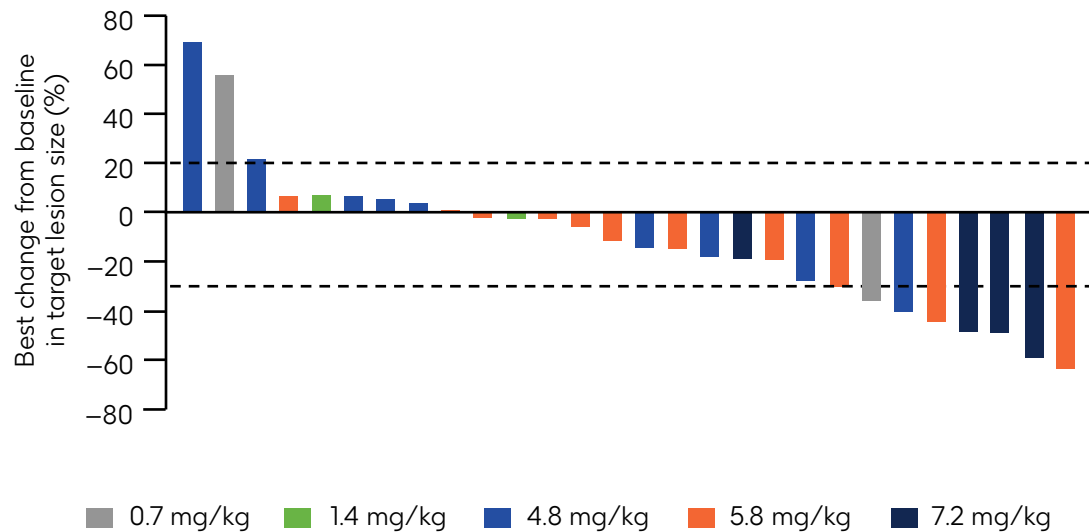
4. Poly(ADP-ribose) polymerase inhibitors.

5. Homologous recombination proficient.

6.

GSK'584 shows promising proof of concept with combination potential

GSK'584 showed an ORR¹ of 33.3% (4.8 mg/kg) and 27.3% (5.8mg/kg) in TNBC patients^{2,3}



Substantial activity even at low doses and in **heavily pretreated** patients

Manageable safety profile, side effects in line with those commonly observed in cancer treatment

Exploring activity in other **gynaecologic cancers**

Development focus on **GSK proprietary combinations**, including *Jemperli*

Proof of concept study under way to support future pivotal programme; expect results in H2 2025

1. Overall response rate. 2. Kinneer K, et al. Clin Cancer Res. 2023;29:1086–1101. *Includes China, Macau, Hong Kong and Taiwan 3. Triple negative breast cancer. .

Accelerating GSK'227 (B7-H3 ADC) and GSK'584 (B7-H4 ADC) development, with first phase III results expected in 2027

GSK'227 (B7-H3) priorities

Development in lung, CRC¹, HNSCC², prostate, and other solid tumours

Updated SCLC³ and osteosarcoma data (Hansoh) at ASCO 2025

GSK global dose-escalation study at ESMO 2025

Pivotal studies start: Q4 2025

Close collaboration with Hansoh, multi-regional trials

GSK'584 (B7-H4) priorities

Development as monotherapy and in combination across multiple indications in ovarian and endometrial cancers

Data in ovarian and endometrial cancer at ASCO 2025/ ESMO 2025

Dose expansion data anticipated in 2025

External collaborations in early-stage breast cancer in 2025

Pivotal studies start: 2026

1. Colorectal cancer. 2. Head and neck squamous cell carcinoma. 3. Small cell lung cancer.

ADCs enable expansion into a range of solid tumours with significant unmet need, strengthening our current portfolio and unlocking new combination potential

	Gynaecologic	Lung	GI ¹	Head & neck	Breast
<i>Jemperi</i>	✓	✓	✓	✓	
GSK'227 (B7-H3)		✓	✓	✓	
GSK'584 (B7-H4)	✓				✓

ADCs could disrupt conventional treatment regimens, alone and in combination with PD1s², complementing *Jemperi* development and replacing chemotherapy in later lines

1. Gastro-intestinal 2. Programmed cell death protein 1.

With accelerated development, ADCs approvals could come 2027+

Estimated approval timelines across Immuno-oncology portfolio

	Launched	2025	2026	2027+
Haematologic	Ojjaara Myelofibrosis	Blenrep 2L+ MM (DREAMM-7/8)		Blenrep 1L MM (DREAMM-10)
Gynaecologic	Jemperli Endometrial (RUBY Part 1) Zejula Ovarian	Jemperli + Zejula (FIRST) Ovarian		B7-H4 ADC Endometrial, Ovarian
Lung			cobolimab NSCLC (COSTAR+dostar)	B7-H3 ADC SCLC belrestotug (TIGIT) Lung (GALAXIES 301 + dostar)
GI				B7-H3 ADC CRC Jemperli Colon, rectal (AZUR 1&2)
Other tumours			belrestotug (TIGIT) (GALAXIES H&N + dostar)	B7-H4 ADC Breast Jemperli HNSCC (JADE)

MM: multiple myeloma, CRC: colorectal cancer, HNSCC: head and neck squamous cell carcinoma, NSCLC: non-small cell lung cancer, SCLC: small cell lung cancer. H&N: head and neck. Timelines are illustrative.

Respiratory/Immunology

GSK

Deep expertise in inflammatory mechanisms is opening up new opportunities in Respiratory/Immunology

Today...

Respiratory leadership and deep understanding of inflammation

- Nucala (COPD¹)
- Depemokimab (asthma/CRSwNP²)
- Camlipixant (RCC³)

Foundation in Immunology

- Benlysta (lupus/SLE⁴)

Next wave...

COPD portfolio

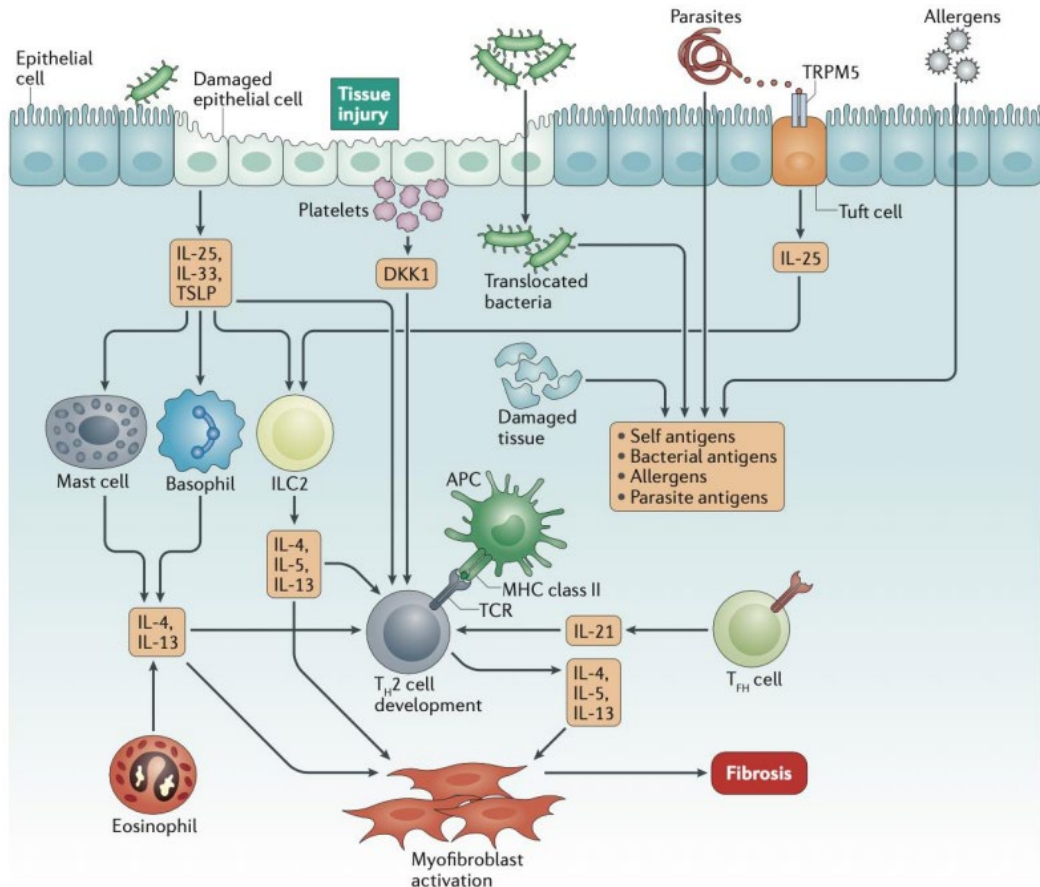
- New MoAs⁵
- ULA⁶ medicines
- BIC⁷ combinations

Fibrosis in the lung, liver and kidney

Informed by disease, patient and market insights
Increased confidence due to genetics, phenotyping, single cell data and AI/ML⁸

1. Chronic obstructive pulmonary disease. 2. Chronic rhinosinusitis with nasal polyps. 3. Refractory chronic cough. 4. Systemic lupus erythematosus. 5. Mechanism of action. 6. Ultra-long-acting. 7. Best in class. 8. Artificial intelligence/machine learning.

We have a deep understanding of the multiple pathways driving inflammation in COPD¹



Data-driven, genetically validated development

Pioneers in establishing role of IL-5² in driving T2³ inflammation with *Nucala*, and in long-acting regimens

Advances in understanding of IL-33⁴ and TSLP⁵ pathways as clinically validated targets for COPD

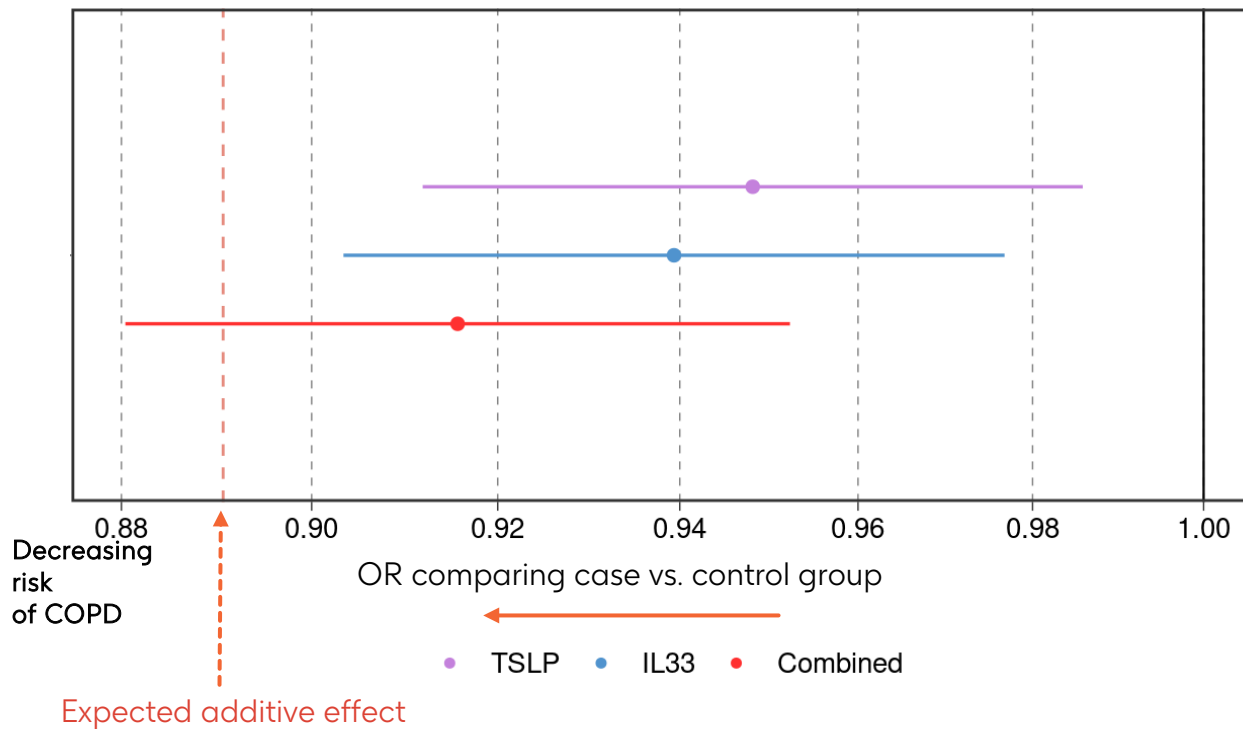
A range of **modalities** is needed to identify the best possible approach for COPD patients
– **>300 million people** affected globally⁶

Long-acting combination potential for additive efficacy benefit, reducing exacerbations and keeping people out of hospital

1. Image source: *Nature*, January 2018. Volume 18. 2. Interleukin-5. 3. Type 2. 4. Interleukin-33. 5. Thymic stromal lymphopietin. 6. Ruvna L, Sood, A; Clin Chest Med. 2020 Sep;41(3):315-327.

IL-33 and TSLP have strong genetic validation as potential targets in COPD

Odds of COPD are lower in people with genetically reduced IL-33 and TSLP activity (OR, 95% CI)¹



Lower IL-33 and TSLP genetic activity is associated with **reduced risk of COPD**

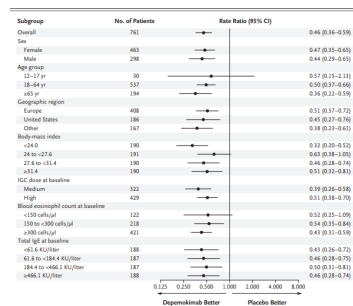
Genetically reduced activity of both TSLP and IL-33 consistent with **additive effect**

Supports differentiated COPD development approach:

- Targeting multiple pathways to reach **broadest group of patients** and deliver **increased efficacy**

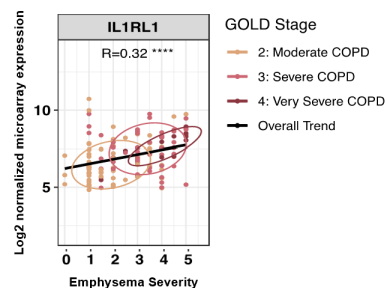
1. GSK analyses of UK Biobank data

Insights from unique, proprietary data sets support the need for multiple modalities to ensure the right treatment for the right patient



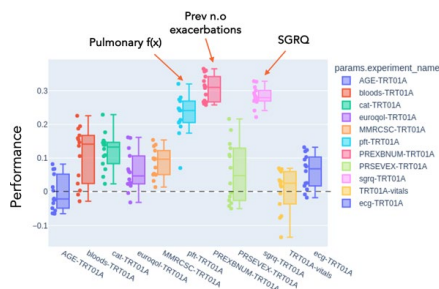
Extensive clinical trial data for subgroup insights:

- Precision medicine
- Interactions with different measures of efficacy of EOS, FEV1, symptom burden



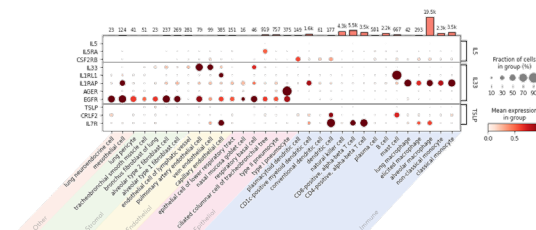
Plasma and airway omic analyses for translational insights

- MoA vs. endotype
- Genetically instrumented combination predictions



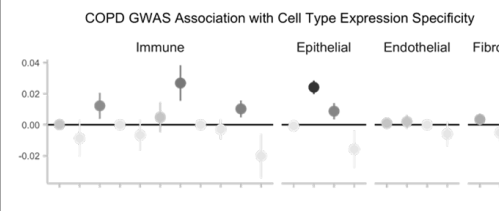
AI/ML tools for disease progression models

- Interpret multi-modal data to build disease progression models

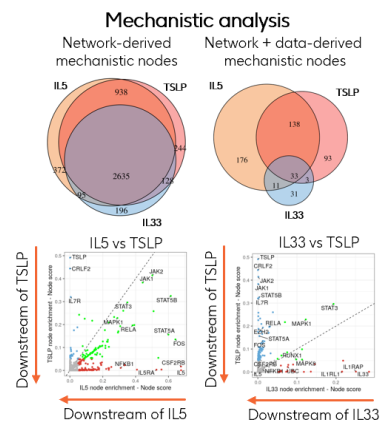


Single cell transcriptomics shows differentiated mRNA expression profiles across lung cell types

- **IL5 axis**: epithelial cells
- **IL33 axis**: endothelial cells and mast cells
- **TSLP axis**: dendritic cells



Integration with genetics identifies causal cell types



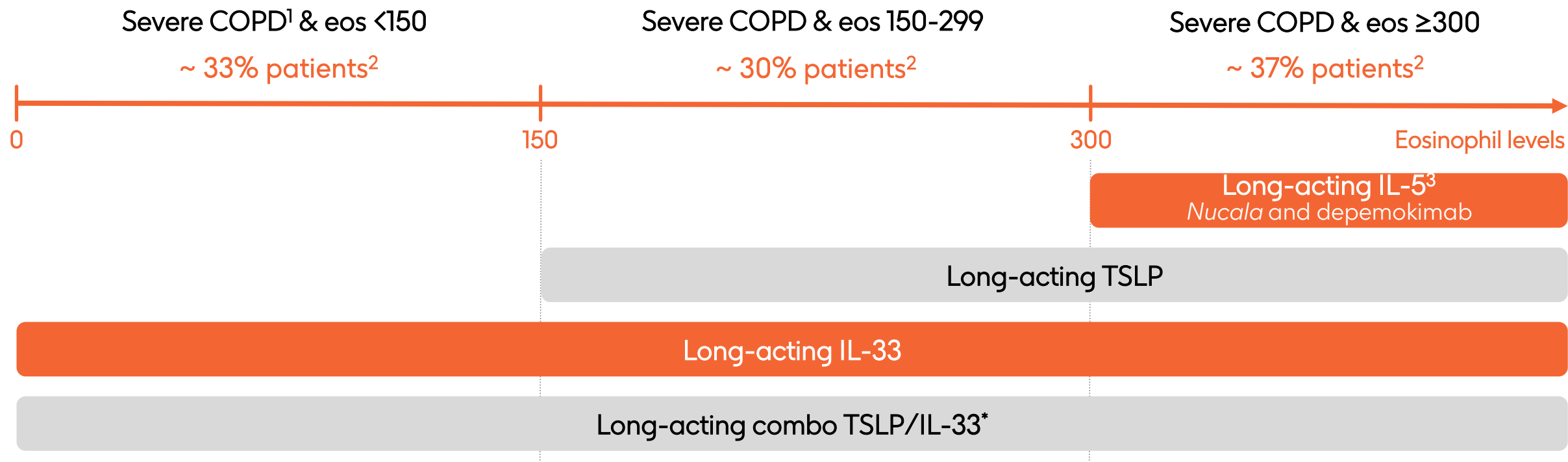
Gene expression mechanistic modelling supports opportunity for multiple modalities, complementary to genetic analyses

- IL5 and TSLP share downstream signaling cascade
- IL33 uses a distinct cascade

Sources: Internal analyses using COPD GWAS, COPD ECLIPSE, Human Lung Cell Atlas data sets

EOS: Eosinophils. DCs: Dendritic Cells. FEV1: Forced expiratory volume 1. MOA: Mechanism of action. AI/ML: Artificial intelligence/machine learning

We will expand our COPD leadership exploring a suite of ultra-long-acting medicines to maximise efficacy in the broadest range of patients



Slide updated to reflect new COPD data 19 Feb 2025 1. Severe COPD defined as ≥ 2 exacerbations in past 12 months. 2. GSK custom analysis: Mar 2023. A retrospective cross-sectional analysis of Optum enrollees with ≥1 medical diagnostic claim for COPD in any position, ≥40 years of age, continuous enrollment between 01 July 2021 and 30 June 2022, and ≥1 dispensing of any maintenance therapy. 3. Includes Nucala and depemokimab. *Under evaluation.

Ultra-long-acting treatments have the potential to significantly impact outcomes in COPD

Need for improved treatment options

>40% COPD patients experience exacerbations on triple therapy¹

<50% 5-year survival after being hospitalised with COPD exacerbation²

<50% compliance with inhaled therapy³

33% persistence to biologic therapy⁴

Benefits of ULA medicines

Sustained suppression of inflammation to prevent disease progression

New efficacy benchmarks: exacerbation/hospitalisation reduction

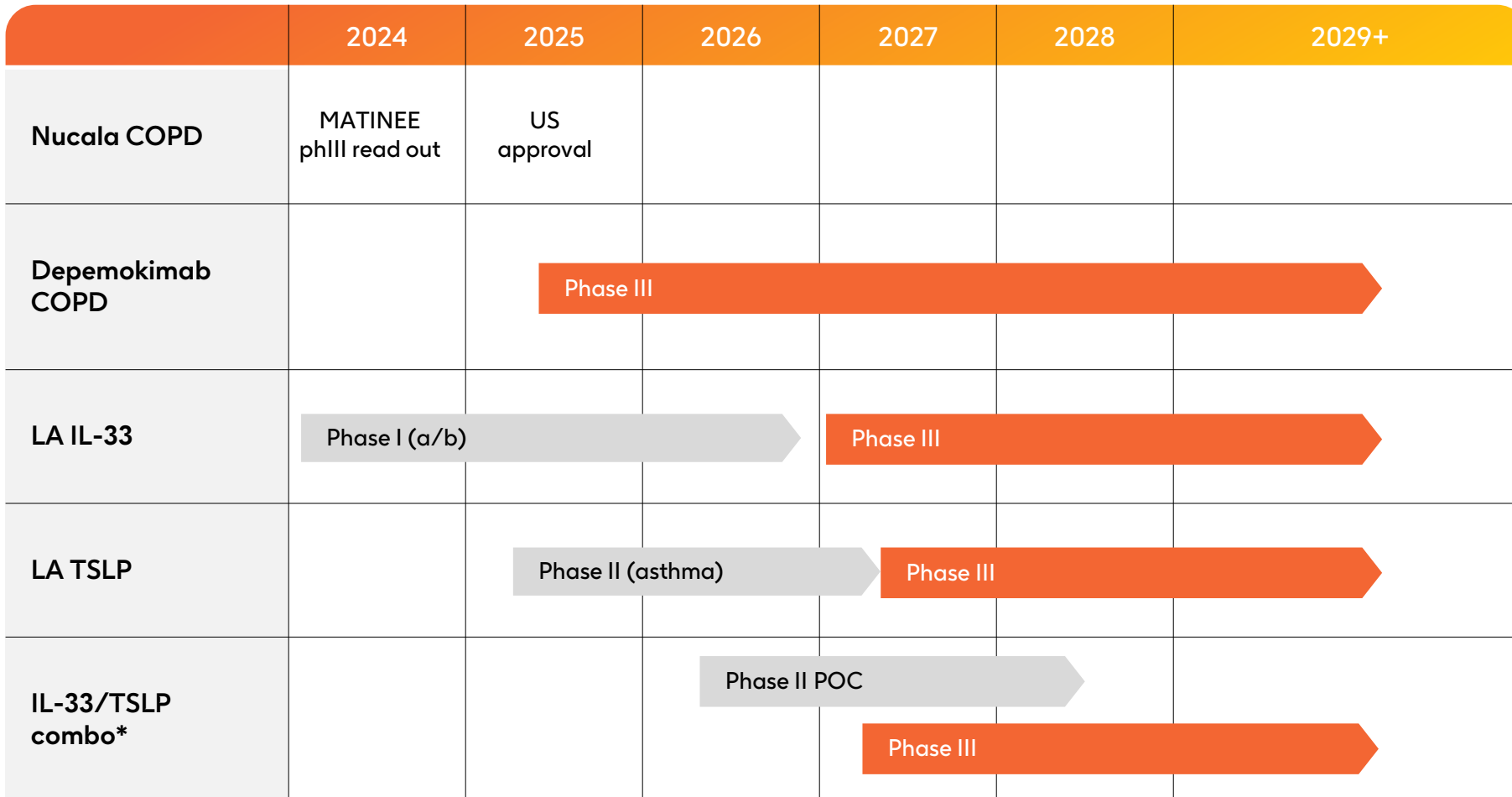
Combination potential for broader patient coverage

Adherence and patient convenience

1. Lahousse L, et al. Eur Respir J 2017;50(2):1602470. 2. Santa B, et al. Pulmonology 2023;29:284–91. 3. Turégano-Yedrolnt M, et al. J Chron Obstruct Pulmon Dis. 2023 Dec 4;18:2887–2893. 4. GSK data on file: US Claims Data, Compliance & Persistency Dashboard. New-to-Brand. 12M persistency.

We are well placed to execute new COPD programmes across IL-5, IL-33 and TSLP with phase III starts from 2025 onwards

Multiple data read outs and regulatory filings



Our expertise in inflammatory pathways and fibrosis is unlocking new opportunities beyond the lung, for example in liver disease

Steatotic Liver Disease: affects ~5% of general population; major global cause of cirrhosis with significant unmet need¹

Metabolic Syndrome

Alcohol

Metabolic dysfunction-associated steatohepatitis (MASH)

3-5%
global prevalence²

<10%
patients diagnosed³

#2
cause of liver
transplant in the US⁴

74%
of US general population
overweight/obese⁵

Sub-optimal current standard of care

Alcohol-related liver disease (ALD)

~26 million
cases of advanced ALD
globally¹

#1
cause of liver
transplant in the US⁴

60%
of US general population actively drink alcohol
and 10% have alcohol dependency⁶

No pharmacological treatment
options available

1. Global Burden of Disease Study 2017 Cirrhosis collaborators. 2020. 2. Miao et al. Trends in Endocrinology & Metabolism, August 2024, Vol. 35, No. 8. 3. Allen et al. Postgraduate Medicine. 2024, Vol 136, No. 3, 229–245. 4. Younossi et al. Hepatol Commun. 2023 Dec 22;8(1):e0352. 5. CDC. Prevalence of Overweight, Obesity, and Severe Obesity Among Adults Ages 20 and Older: United States, 1960-1962 Through 2017-2018. 6. National Institute on Alcohol Abuse and Alcoholism. September 2024.

HSD17B13 has strong genetic validation as a target in SLD

HSD17B13 loss of function lowers risk across liver diseases¹



Naturally occurring variants in HSD17B13 are **protective** against both alcohol and non-alcohol related liver disease

~30-50% risk reduction vs. non carriers²

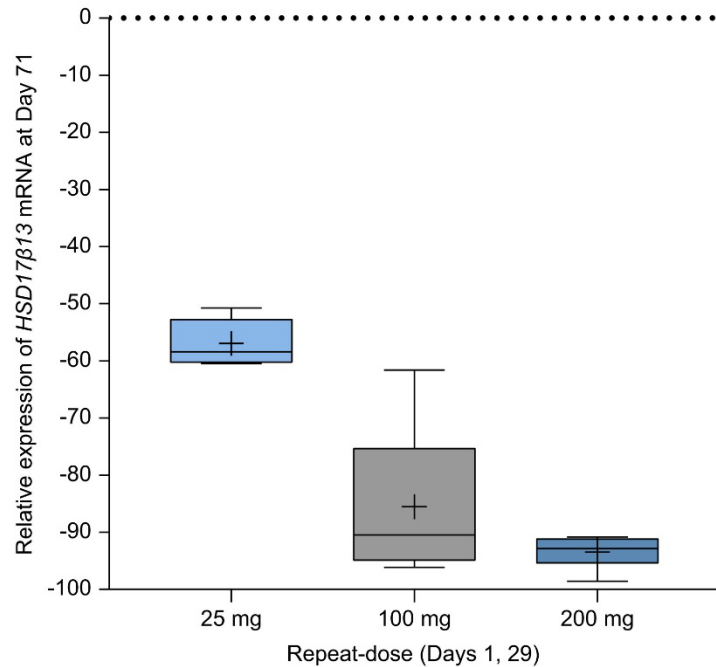
Protective effect is **maintained and potentially enhanced** despite continued alcohol consumption,

- Suggests potential for efficacy in those at highest risk³

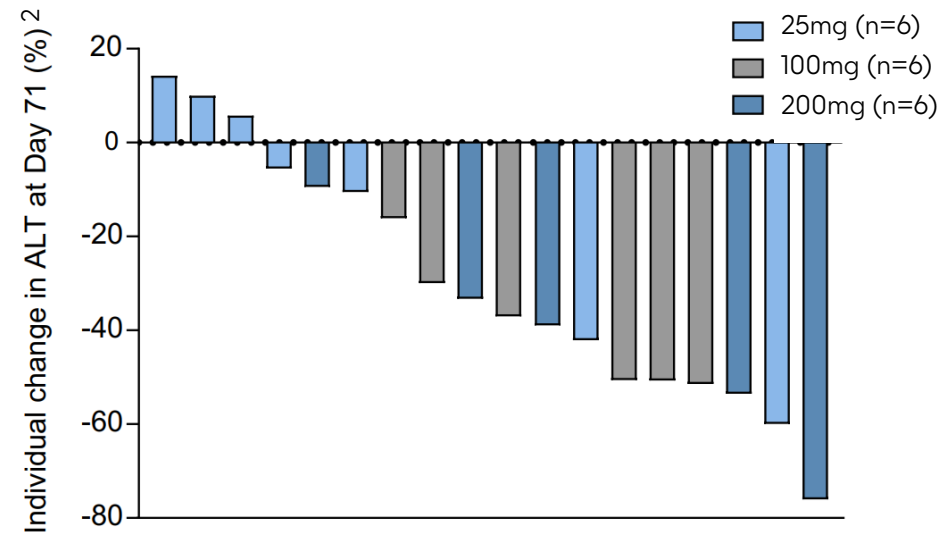
1. *Abul-Husn 2018 (PMID 29562163); ** Abul-Husn 2018 (PMID 29562163) & FinnGen & UK Biobank; + Innes 2020 minus UK Biobank (PMID 32561361). 2. Motomura et al. J Pers Med. 2021 Jun 30;11(7):619. 3. Gellert-Kristensen 2019 (PMID 31155741).

GSK'990 showed deep and durable reduction in HSD17B13 expression and reductions in key marker of liver injury

Deep and durable >90% reduction in HSD17B13 protein¹



>40% reduction in liver enzymes associated with liver injury¹



1. Mack et al. J Hepatol. 2023 Apr;78(4):684-692. 2. ALT: Alanine aminotransferase.

Tech-enabled GSK'990 development programme underway across spectrum of SLD

siRNA¹ modality could reach previously inaccessible targets

Tech-enabled SLD programme

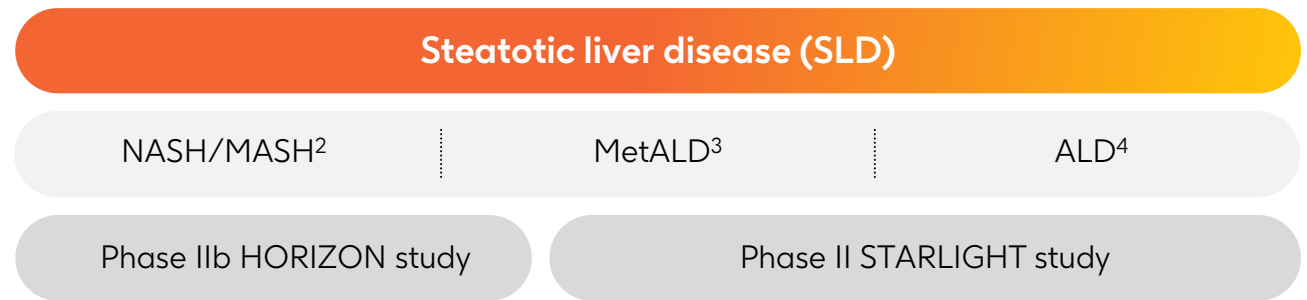
Genetically validated targets

Single cell sequencing, imaging and patient endophenotyping

Biomarker driven to identify right patients and predict treatment outcomes

Non-invasive tests with excellent predictive value for clinical outcomes to avoid liver biopsy

Oligonucleotide platform



1. Small interfering RNA. 2. Nonalcoholic steatohepatitis/Metabolic dysfunction-associated steatohepatitis. 3. Metabolic alcohol-related liver disease. 4. Alcohol related liver disease.

Opportunity to develop an SLD¹ portfolio of complementary mechanisms to reach a broad group of patients

Two genetically validated targets which complement GSK'990 + oligonucleotide tools against each target to clear fat from liver cells identified by Wave collaboration...

Target #1

Differentiated biology
Target regulates toxic saturated fat storage in liver cells


Genetic association
Associated with risk of MASLD², MASH³, ALD⁴, liver damage, liver fat and cirrhosis

Target #2

Differentiated biology
Target promotes accumulation and synthesis of lipid droplets

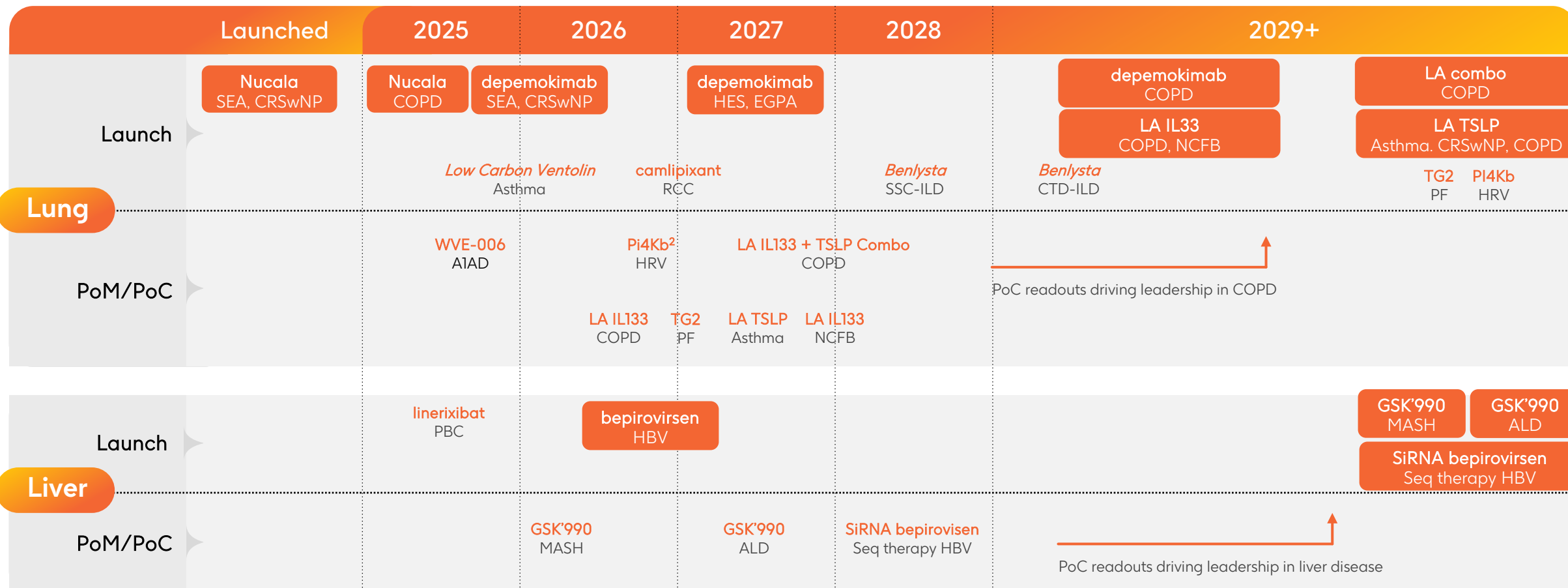
Genetic association
Associated with risk of MASH, MASLD, elevated liver enzymes and cirrhosis

...could expand our patient reach with GSK'990 in mono or combo therapies



Over the next decade, we expect significant approvals in Respiratory and Immunology

Focused in new areas, built on our deep expertise and enabled by tech



SEA: severe eosinophilic asthma. CRSwNP: chronic rhinosinusitis with nasal polyps. COPD: chronic obstructive pulmonary disease. HES: hypereosinophilic syndrome. EGPA: Eosinophilic granulomatosis with polyangiitis. PF: pulmonary fibrosis. RCC: refractory chronic cough. SSC-ILD: systemic sclerosis-interstitial lung disease. CTD-ILD: connective tissue disease-interstitial lung disease. NCFB: Non-cystic fibrosis bronchiectasis. HRV: human rhinovirus. AIAD: alpha-1 antitrypsin deficiency. MASH: Metabolic dysfunction-associated steatohepatitis. ALD: alcohol related liver disease. HBV: hepatitis B virus. SLD: steatotic liver disease. Timelines are illustrative.

Key takeaways

- Strong progress in R&D with 67 pipeline assets including 18 in Phase III
- Prioritising investment to accelerate new, high-potential development opportunities in:
 - Oncology, expanding beyond haematological and gynaecological cancers using ADCs for the treatment of solid tumours
 - Respiratory and Immunology, building on decades of knowledge in inflammatory mechanisms to target fibrotic lung, liver and kidney disease
- Examples of differentiated next-wave pipeline to deliver long-term growth
- Multiple data and regulatory catalysts to come and 5 approvals expected in 2025

GSK