



Q3 2025 Results

Conference call and webcast for investors and analysts

Agenda

Q3 2025 strong performance improves further

Emma Walmsley

Performance: growth drivers

Luke Miels and Deborah Waterhouse

Q3 2025 financial performance

Julie Brown

Summary and Q&A

Emma Walmsley, Luke Miels, Deborah Waterhouse,
Julie Brown, Tony Wood and David Redfern

Cautionary statement regarding forward-looking statements

This presentation may contain forward-looking statements. Forward-looking statements give the Group's current expectations or forecasts of future events. An investor can identify these statements by the fact that they do not relate strictly to historical or current facts. They use words such as 'anticipate', 'estimate', 'expect', 'intend', 'will', 'project', 'plan', 'believe', 'target' and other words and terms of similar meaning in connection with any discussion of future operating or financial performance. In particular, these include statements relating to future actions, prospective products or product approvals, future performance or results of current and anticipated products, sales efforts, expenses, the outcome of contingencies such as legal proceedings, dividend payments and financial results.

Other than in accordance with its legal or regulatory obligations (including under the Market Abuse Regulations, UK Listing Rules and the Disclosure Guidance and Transparency Rules of the Financial Conduct Authority), the Group undertakes no obligation to update any forward-looking statements, whether as a result of new information, future events or otherwise. Investors should, however, consult any additional disclosures that the Group may make in any documents which it publishes and/or files with the US Securities and Exchange Commission (SEC). All investors, wherever located, should take note of these disclosures. Accordingly, no assurance can be given that any particular expectation will be met and investors are cautioned not to place undue reliance on the forward-looking statements.

Forward-looking statements are subject to assumptions, inherent risks and uncertainties, many of which relate to factors that are beyond the Group's control or precise estimate. The Group cautions investors that a number of important factors, including those in this presentation, could cause actual results to differ materially from those expressed or implied in any forward-looking statement. Such factors include, but are not limited to, those discussed under 'Risk factors' in the Group's Annual Report on Form 20-F for the full year (FY) 2024. Any forward-looking statements made by or on behalf of the Group speak only as of the date they are made and are based upon the knowledge and information available to the Directors on the date of this presentation.

A number of adjusted measures are used to report the performance of our business, which are non-IFRS measures. These measures are defined and reconciliations to the nearest IFRS measure are available in the Group's Q3 2025 Results and the Group's Annual Report on Form 20-F for FY 2024.

All expectations, guidance and outlooks regarding future performance and the dividend should be read together with the section "Guidance and outlooks, assumptions and cautionary statements on pages 52-53 of our stock exchange announcement of the Group's Q3 2025 Results, the section "Assumptions and basis of preparation related to 2025 guidance, 2021-26 and 2031 outlooks" in the Appendix of this presentation and the statements on page 341 of the Group's Annual Report for FY 2024.



Q3 2025 strong performance improves further

Emma Walmsley, Chief Executive Officer

2025 strong performance improves further

FY2025 Guidance upgraded

Q3 performance again demonstrates quality and strength of GSK portfolio

Sales driven by sustained growth in Specialty Medicines (+16%): RI&I, Oncology and HIV

Our 4th FDA approval and excellent R&D progress supports launch of 15 scale opportunities (2025-2031) and expanding innovative early-stage pipeline

Strong cash generation supports further investment in growth and returns to shareholders



Q3 Highlights

Sales

£8,547m

+8%

Core EPS

55.0p

+14%

Dividend per share

16p

Core operating profit

£2,985m

+11%

Cash generated from operations YTD

£6.3bn

Trust rating

On track¹

Absolute values at AER; changes at CER, unless stated otherwise

1. 2024 Responsible Business Performance Rating is on track, based on 91% of all performance metrics

Investing for growth remains top capital allocation priority

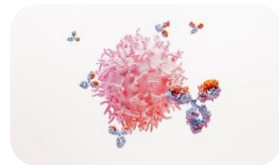
15 scale opportunities launching by 2031¹

Investment behind launch assets

Prioritisation of RI&I and Oncology

Business Development assets advancing

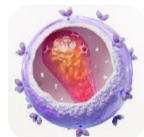
Ongoing investment with \$30bn in US alongside supply chain optimisation



Respiratory, Immunology and Inflammation (RI&I)



Oncology



HIV

HIV Q4M prevention & treatment

HIV Q6M prevention & treatment

depemokimab²/
Nucala COPD

camlipixant

ULA COPD³

efimosfermin

Blenrep

Jemperli LCI

'227 (B7-H3)

'584 (B7-H4)

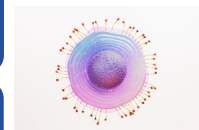
bepirovirsen

Anti-infectives⁴

Meningococcal⁵

mRNA⁶

MAPS



Infectious diseases

R&D pipeline - ongoing clinical development

More than 35 additional Phase I/II assets⁷

Second wave of innovation from emerging portfolio - Including ADCs for solid tumours, fibrotic lung, liver, kidney disease

Strong commitment to growth

18 quarters of successive sales growth¹ and FY2025 guidance upgraded

2025 Guidance at CER

- Sales growth: 3-5% to 6-7%
- Core OP growth: 6-8% to 9-11%
- Core EPS growth: 6-8% to 10-12%

2021-2026 Outlook

- >7% Sales CAGR²
- >11% core OP³ CAGR
- >31% core OP margin
- >£10bn CGFO⁴

2031 Outlook

- >£40bn Sales by 2031
- Continued focus on margin improvement, with broadly stable OP margin through dolutegravir loss of exclusivity⁵



Performance: growth drivers

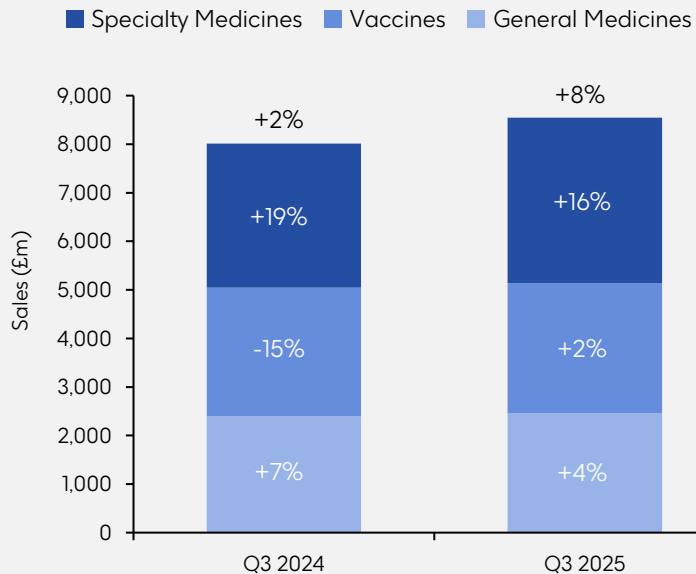
Luke Miels, Chief Commercial Officer

Deborah Waterhouse, CEO, ViiV Healthcare and President, Global Health

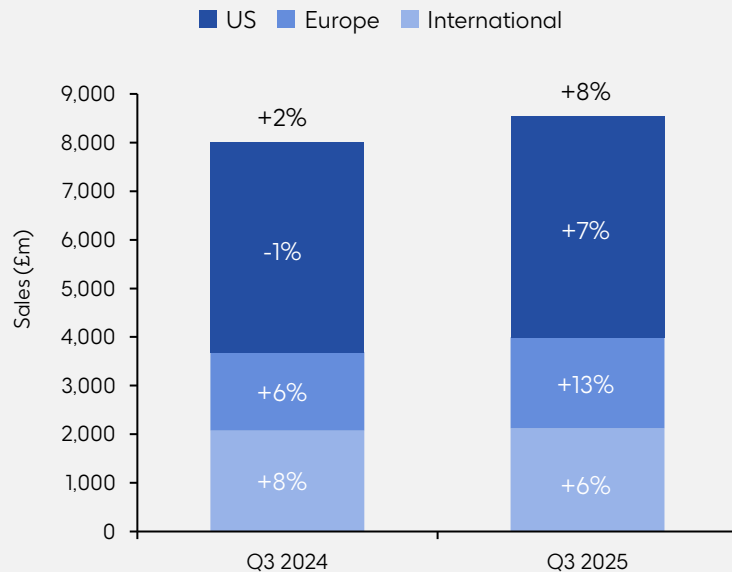
Q3 growth demonstrates strong Specialty performance

Growth across all product areas and regions

Sales contribution by product area



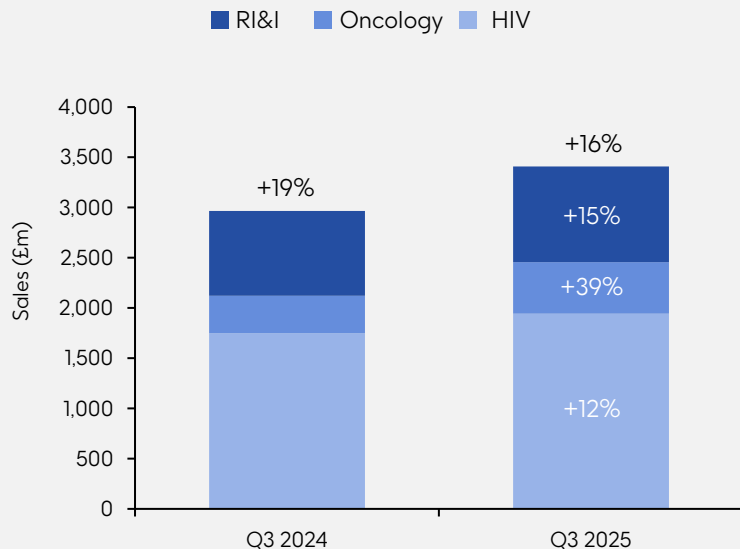
Sales contribution by region



Specialty Medicines

Continued momentum across all therapy areas drives upgraded guidance

Sales contribution by therapy area



Respiratory, Immunology and Inflammation (RI&I) £954m

- **Benlysta** £447m up 17% with all global guidelines supporting early use of biologics with *Benlysta* as a preferred treatment; 84% of biologic naïve patients are now starting on *Benlysta*
- **Nucala** £499m up 14% driven by strong launch in COPD¹

Oncology £511m

- **Jemperli** £230m up 79%; differentiated profile as the only IO² medicine for EC³ with 16 months of overall survival benefit in all comers
- **Ojjaara** £146m up 51% driven by increasing US demand in 1L and 2L and continued uptake across all EU markets
- **Blenrep** now approved in 8 markets

HIV £1,944m

- Up 12% driven by long-acting injectables and *Dovato*

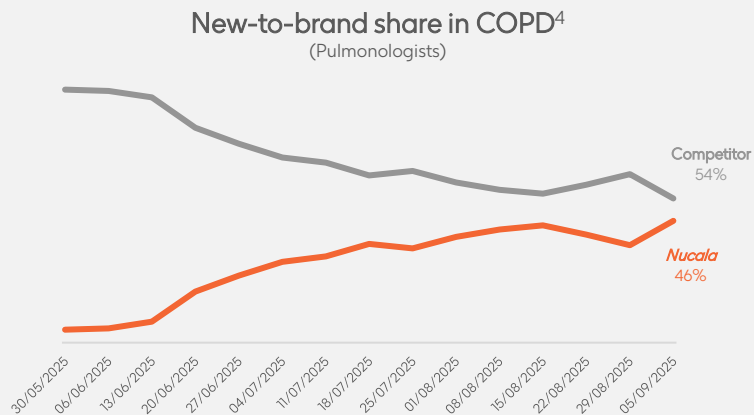
2025 guidance upgrade: from low teens to mid teens % growth

Specialty Medicines

Strong *Nucala* COPD launch gives confidence for depemokimab launch

Nucala: Strong start for COPD¹ launch

- Wide spectrum of COPD patients with EOS² as low as ≥ 150 cells/ μ L
- Studied up to two years, reducing severe exacerbations as well as hospitalisations/ED³ visits, with once monthly dosing



depemokimab: twice yearly dosing growing market and impact

- Only 27% of eligible patients currently receive a biologic
- 65% of new biologic patients discontinue therapy in first 12 months
- Less adherent patients have worse clinical outcomes including increase in exacerbations and ED visits
- depemokimab has 72% reduction in hospitalisations
- 86% of pulmonologists think depemokimab could become new standard-of-care
- COPD development programme:
 - **ENDURA 1 & 2**: Phase III started recruiting Q2
 - **VIGILANT (early-stage)**: Phase III starting by year end

Specialty Medicines

Oncology progressing with launch-ready medicines and differentiated pipeline

Blenrep

first and only anti-BCMA¹ for MM² approved for use in the community setting

Europe and International: approval in 2L+ in 7 markets

US: approved in 3L+³

- 51% reduction in risk of death, triple PFS⁴ in indicated population vs data-based triplet
- OS⁵ follow up continues including in 2L with data expected 2028
- New and streamlined REMS⁶

Additional studies

- On-going RWE⁷ & post marketing commitments
- **DREAMM 10:** Phase III 1L recruiting

Jemperli

first and only IO⁸ treatment to show overall survival in EC⁹

Additional studies

- Transformative data in dMMR¹⁰ rectal cancer with 100% complete response in Phase II
- **US:** Pivotal AZUR-1 rectal cancer data expected H2 2026
- Phase III trials in colon and head & neck cancer ongoing

Key oncology pipeline assets

GSK '227 - B7-H3

- Validated linker payload, clear signal of activity from preliminary early-phase clinical data
- Transformative potential in lung and other solid tumours
- **EMBOLD SCLC-301:** Phase III 2L ES-SCLC¹¹ recruiting

GSK '981 - IDRX-42

- Highly selective KIT tyrosine kinase inhibitor with promising anti-tumour activity in early trials
- **StrateGIST 3:** Phase III 2L+ GIST¹² to start by year end
- **StrateGIST FrontLine:** Phase III 1L to start in 2026

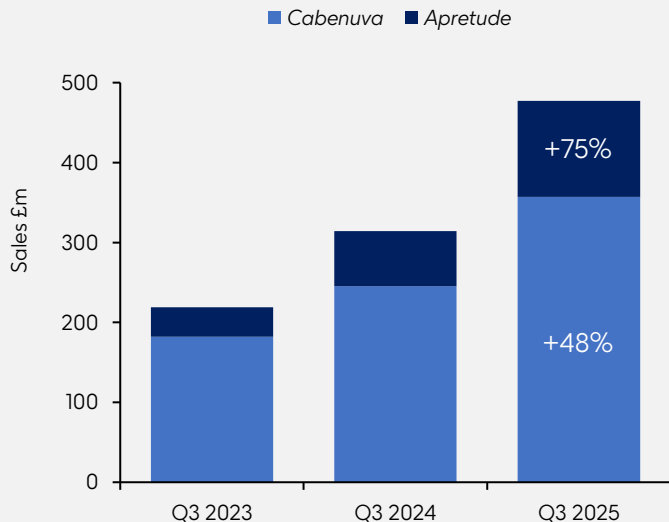
GSK '584 - B7-H4

- Early-stage data shows strong ORRs¹³ in heavily pre-treated ovarian cancer patients in China
- Phase III in OC¹⁴ and EC to start in 2026

HIV performance

Strong, competitive performance in Q3 for long-acting injectables drives upgraded guidance

Continued momentum across LAIs portfolio¹



Sales +12% (£1.9bn), primarily driven by strong patient demand

- Cabenuva +48% (£357m)
- Apretude +75% (£120m)

Competitive execution continues to drive market transition to LAIs

- >75% of total HIV growth driven by LAI portfolio
- 75% Cabenuva product switches from competitors in the US²

CLARITY³ PhI study adds to growing data strengthening Apretude's competitive profile

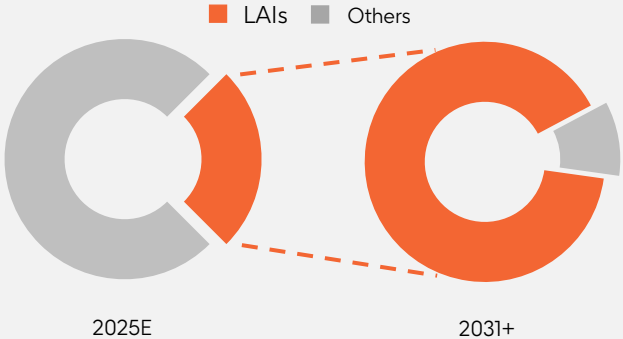
- 90% of participants and 86% of HCPs preferred the injection experience of CAB LA⁴ to lenacapavir after a single dose⁵

2025 guidance upgrade: from mid to high single digit to around 10% growth

HIV pipeline momentum

Multiple long-acting options – well positioned to drive sustained, long-term performance and the ongoing transition of the portfolio to long acting injectables

HIV percentage portfolio shift over time¹



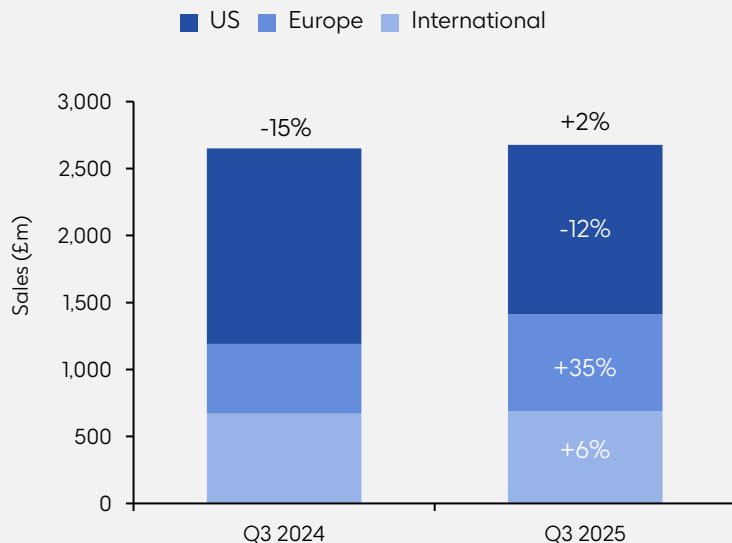
- **Innovation leadership:** Best-in-class INSTIs² and real-world evidence positions ViiV to lead in long-acting injectables
- **Driving portfolio transition:** Pipeline drives shift to ultra long-acting regimens, supported by five planned launches through 2030 with multiple long-acting options aligned with patient needs

	Regimen	Asset(s) and optionality	Launch
Treatment	Four-monthly	CAB ULA ³ + RPV ⁴	2028
	Twice-yearly	1 of: • VH184 • CAB ULA • VH310 + 1 of: • N6LS ⁵ (bNAb) • VH499 (capsid inhibitor)	2028-30
	Self-admin	1 of: • CAB 400 • VH184 + VH499	2028-30
PrEP ⁶	Four-monthly	CAB ULA	2027
	Twice-yearly	VH310	2028-30

Vaccines

Europe and International demand driving growth

Sales contribution by region



Shingles (*Shingrix*) £830m up 13%

- EU sales up 48% due to strong demand across France, Germany, Netherlands, Poland and International sales up 21% through expanded public funding in Japan
- ~70%¹ of global sales now ex-US
- ~10% average IZ² rate across top 10 markets ex-US
- 43% cumulative IZ rate in US and in line with expected IZ penetration rate of 3-5% per year.

Meningitis £541m up 5%

- *Bexsero* £367m up 11% primarily driven by strong demand across Europe and International
- *Penmenvax* £5m now launched in the US with CDC³ stocking

RSV⁴ (*Arexvy*) £251m up 36%

- Global expansion underway with approval in 67 markets, launched in 40
- US market leader in older adults with best-in-class data (high efficacy, long duration, strong safety profile)
- US decline due to lower pre-season inventory build and slower market uptake

Flu vaccines £216m down 22%

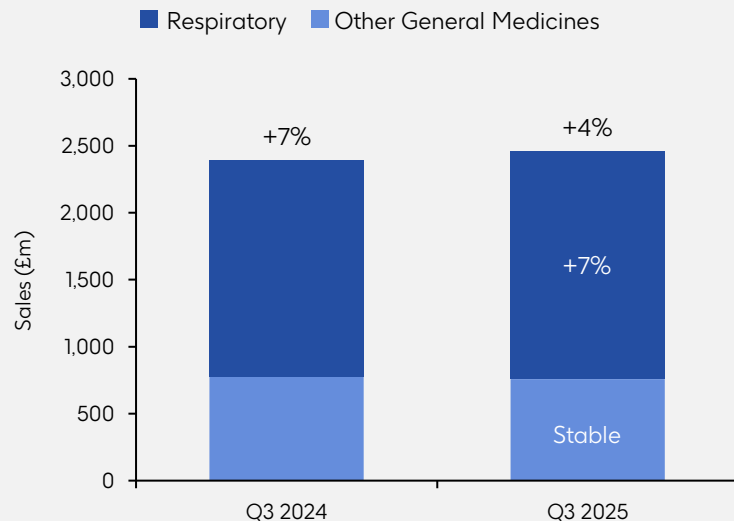
Established vaccines £840m down 8%

2025 guidance: decline low single digit % to stable

General Medicines

Trelegy growth partially offset by other respiratory and General Medicines

Sales contribution by disease area



Respiratory £1,702m

Trelegy £736m +25%

- Strong double digit volume growth across all regions
- GOLD guidelines, new data and competitive share of voice driving SITT¹ class growth (+23%)²
- SITT market leader and top selling brand in asthma and COPD³ globally⁴

Other General Medicines £758m

Progressing anti-infectives portfolio

- *Blujepa* approved for uUTIs⁵ in US and UK
- *tebipenem* potentially first oral carbapenem for complicated UTIs
 - Positive phase III data presented as a late-breaker at IDWeek
 - Filing before end of 2025

2025 guidance: broadly stable



Q3 2025 financial performance

Julie Brown, Chief Financial Officer

Further operational leverage delivered in Q3 2025

<u>Core results</u>	Q3 2024 £m	Q3 2025 £m	AER %	CER %
Sales	8,012	8,547	7	8
Cost of sales	(1,921)	(2,059)	7	7
Gross profit	6,091	6,488	7	8
Gross profit margin	76.0%	75.9%	-10bps	+20bps
SG&A	(2,070)	(2,159)	4	5
Research and development	(1,428)	(1,552)	9	10
Royalties	168	208	24	23
Operating profit	2,761	2,985	8	11
Operating profit margin	34.5%	34.9%	+40bps	+90bps
Earnings per share	49.7p	55.0p	11	14

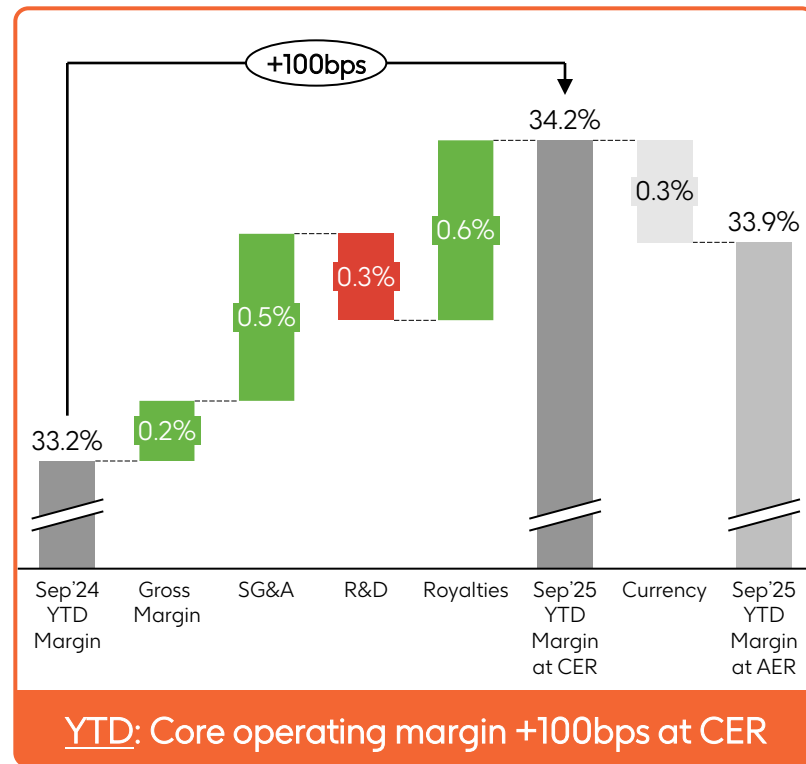
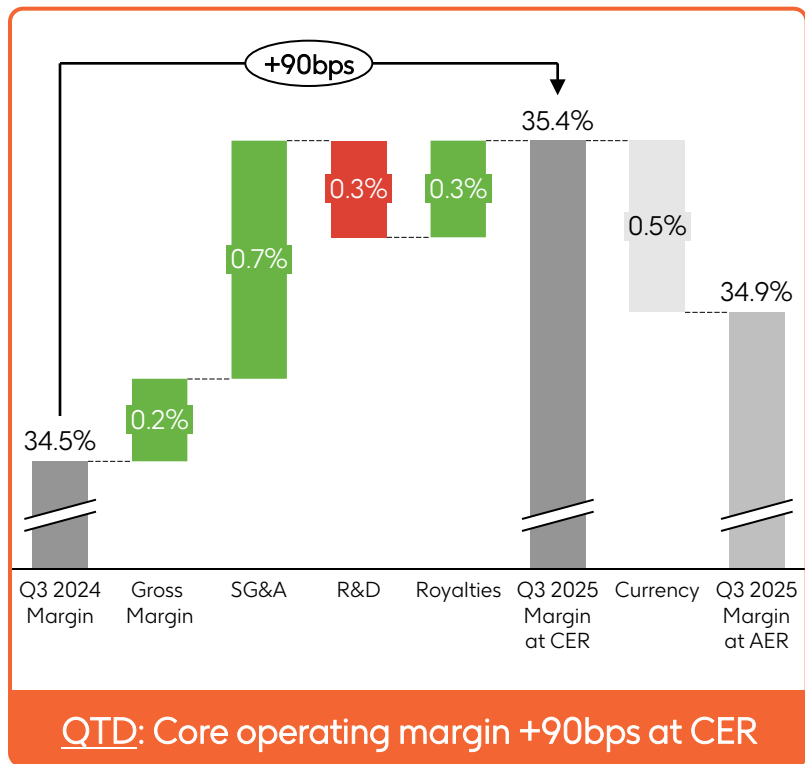
<u>Total results</u>	Q3 2024 £m	Q3 2025 £m	AER %	CER %
Total operating profit	189	2,593	>100	>100
Total operating profit margin	2.4%	30.3%	+28.0ppts	+28.5ppts
Total earnings per share	(1.4p)	49.9p	>100	>100

Sales +8% & Operating Profit +11%

- Operating Margin +90bps
 - SG&A +5% driven by product launches
 - R&D reflects acceleration of Specialty pipeline investments
 - Royalties benefitting from Kesimpta¹ performance and new RSV and mRNA royalty streams
- EPS growth reflecting 16% tax rate in quarter and benefit of share buyback

Q3 2025 core operating margin

Productivity gains supporting accelerated R&D investment and margin improvement



Strong cash performance, free cash flow up £1.1bn year on year

Cash generated from operations of £6.3bn, £6.9bn ex Zantac

	Sep YTD 2024	Sep YTD 2025	Sep YTD 2025 ex-Zantac settlement
Core operating profit	7,717	8,149	8,149
Decrease/(Increase) in working capital	(1,669)	(2,025)	(2,025)
Contingent consideration paid ³	(924)	(989)	(989)
Other CGFO	151	1,119	1,807
Cash generated from operations (CGFO)	5,275	6,254	6,942
Taxation paid	(1,050)	(791)	(791)
Net tangible capex ⁴	(851)	(765)	(765)
Net intangible capex ⁴	(866)	(1,073)	(1,073)
Other ⁵	(569)	(556)	(556)
Free cash flow (FCF)	1,939	3,069	3,757

CGFO¹ £6.3bn; £6.9bn ex Zantac, up £1.7bn YoY²

- Increased operating profit
- YoY working capital movements impacted by higher Q1'24 receivables collections
- Other CGFO increase driven by:
 - CureVac settlement +£0.3bn
 - Favourable returns and rebates YoY comparison, due to the implementation of AMP Cap changes last year

FCF £3.1bn; £3.8bn ex Zantac, up £1.8bn YoY

- Increase YoY driven by higher CGFO and lower tax partially offset by higher spend on asset licensing deals

Capital allocated to invest in growth and shareholder returns

Capital deployment prioritises business growth and shareholder returns

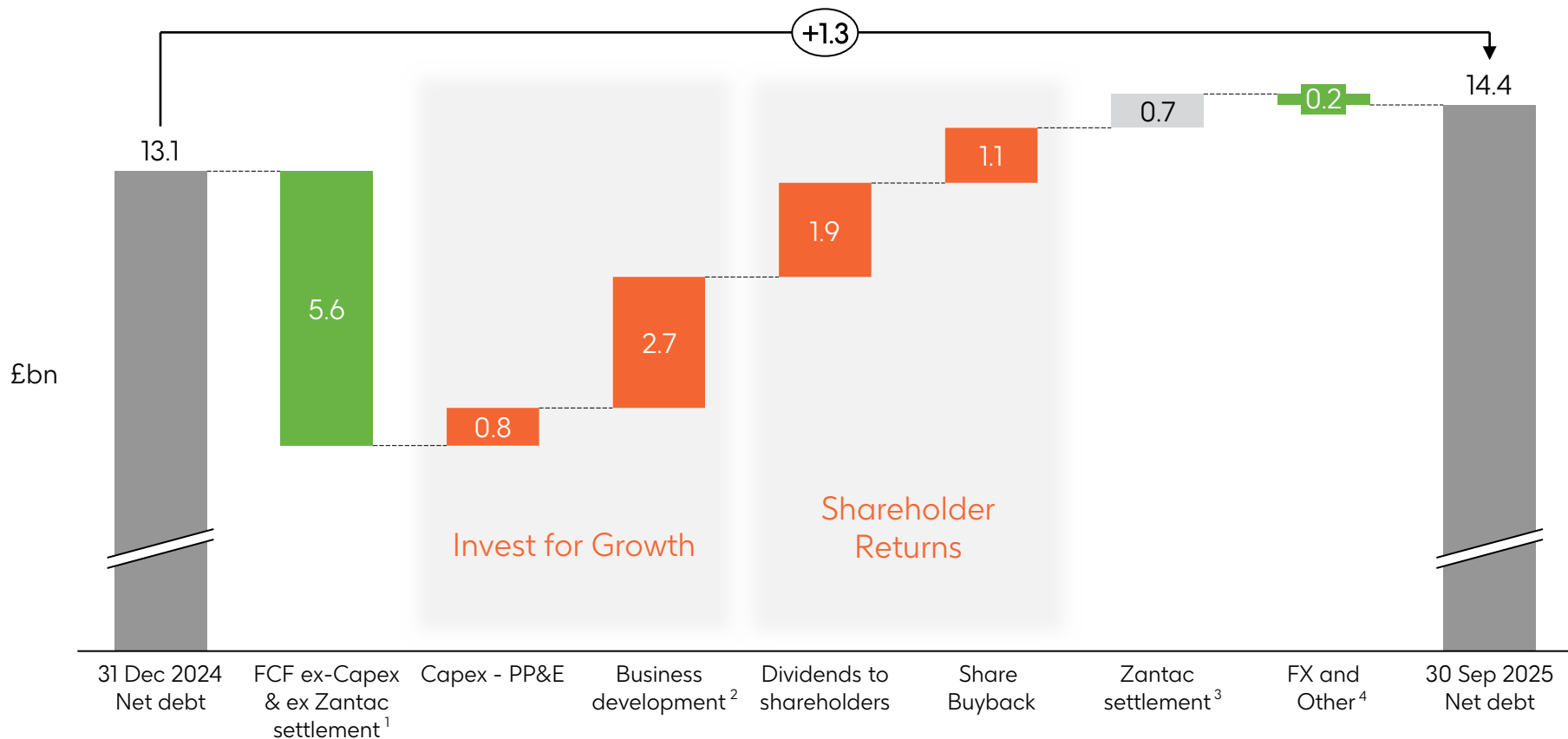


Chart may not sum due to rounding. 1. Free Cash Flow (FCF) is £3.1bn, including the capital expenditure net of disposal proceeds for plant, property & equipment (£0.8bn) and intangibles (£1.1bn), included in business development above and the Zantac settlement payment of £0.7bn. 2. Business development in the above chart includes net intangible capex, net equity investments, purchase of businesses net of cash acquire, disposal of businesses and investments in associates. 3. Settlement payments relating to the Zantac litigation are still expected to total £1.9bn with £1.4bn paid to date, of which £0.7bn has been paid in 2025 Sep YTD and £0.5bn expected to be paid in Q4. 4. Other includes dividend and distribution income, exchange on net debt and other financing items

FY 2025 guidance

2025 guidance upgraded driven by Specialty performance and disciplined P&L management

Sales¹

6-7% ↑

Core operating profit¹

9-11% ↑

Core earnings per share^{1,2}

10-12% ↑

Product group sales growth guidance¹

Specialty Medicines: grow mid-teens % ↑

HIV: grow around 10% ↑

Vaccines: decline low single digit % to stable

General Medicines: broadly stable

P&L modelling considerations¹

Gross margin: benefit from product mix

SG&A: to grow low single digit %

R&D: to grow ahead of sales³

Royalties: £800m to £850m³ ↑

Interest: £500 to £550m ↓

Tax Rate: ~17.5%

IR Roadmap 2025 to 2026

	H1 2025	H2 2025	H1 2026	H2 2026**
Execution (US launches)	<ul style="list-style-type: none"> <i>Nucala</i> COPD¹ ✓ 	<ul style="list-style-type: none"> <i>Blenrep</i> 2L+ Multiple myeloma 3L ✓ <i>Blujepa</i> uUTI² <i>Penmenvy</i> 1st gen ✓ 	<ul style="list-style-type: none"> <i>depemokimab</i> SA⁷, CRSwNP³ 	<ul style="list-style-type: none"> <i>tebipenem</i> cUTI⁵
Pipeline				
Regulatory Decisions	<ul style="list-style-type: none"> <i>Blenrep</i> 2L+ Multiple myeloma (JP) ✓ <i>Blujepa</i> uUTI² (US) ✓ <i>Jemperli</i> 1L Endometrial cancer (EU) ✓ <i>Nucala</i> COPD¹ (US) ✓ <i>Nucala</i> CRSwNP³ (CN) ✓ <i>Penmenvy</i> 1st gen (US) ✓ <i>Shingrix</i> liquid formulation (US) ✓ 	<ul style="list-style-type: none"> <i>Blenrep</i> 2L+ Multiple myeloma (EU) ✓ <i>Blenrep</i> 2L+ Multiple myeloma (US) 3L ✓ <i>Blujepa</i> GC⁶ (US) ✓ <i>depemokimab</i> SA⁷, CRSwNP³ (US) ✓ <i>Shingrix</i> adults 18+ YOA⁸ AIR⁹ (CN) ✓ <i>Shingrix</i> liquid formulation (EU)¹⁰ ✓ 	<ul style="list-style-type: none"> <i>Arexvy</i> 18-49 YOA⁸ AIR⁹ (US,JP) ✓ <i>Arexvy</i> 18+ YOA⁸ (EU) 3L ✓ <i>Blenrep</i> 2L+ Multiple myeloma (CN) ✓ <i>depemokimab</i> SA⁷, CRSwNP³ (EU,JP,CN) ✓ <i>linerixibat</i> PBC¹⁵ (US) ✓ <i>Nucala</i> COPD¹ (EU,CN) ✓ <i>Trelegy</i> asthma (CN) ✓ 	<ul style="list-style-type: none"> <i>Arexvy</i> 18+ IC¹⁷ (US,EU,JP) <i>bepirovirsen</i> chronic HBV¹⁶ (US,JP) <i>Bexsero</i> meningitis B, infants (US) <i>linerixibat</i> PBC¹⁵ (EU) <i>tebipenem</i> cUTI⁵ (US) <i>Ventolin</i> low carbon metered dose inhaler (EU)
Phase III readouts	<ul style="list-style-type: none"> cobolimab COSTAR 2L, NSCLC⁴ ✗ <i>depemokimab</i> AGILE, severe asthma ✓ <i>tebipenem</i> PIVOT-PO, cUTI⁵ ✓ <i>Zejula</i> ZEAL, 1L maintenance NSCLC⁴ ✗ 	<ul style="list-style-type: none"> <i>Bexsero</i>, meningitis B, infants ✓ <i>camlipixant</i> CALM-1¹¹, RCC¹² ✓ <i>depemokimab</i> NIMBLE, severe asthma ✓ latozinemab: INFRONT-3¹³, FTD-GRN¹⁴ ✗ <i>Ventolin</i> low carbon metered dose inhaler, asthma ✓ 	<ul style="list-style-type: none"> <i>Arexvy</i> 60+ YOA⁸ (CN) ✓ <i>bepirovirsen</i> B-WELL-1/2, chronic HBV¹⁶ infection ✗ 	<ul style="list-style-type: none"> <i>cabotegravir</i> Q4M PrEP¹⁸, HIV* ✓ <i>camlipixant</i> CALM-2, RCC¹² ✓ <i>depemokimab</i> OCEAN, EGPA¹⁹ ✓ <i>Jemperli</i> AZUR-1, rectal cancer* ✓
Capital Allocation	<ul style="list-style-type: none"> Full-year 2024 dividend upgraded ✓ £2bn share buyback announced ✓ Dividend expectation 2025 ✓ Completion of IDRx (GIST) acquisition ✓ 	<ul style="list-style-type: none"> Completion of efimosfermin acquisition ✓ Completion of Hengrui licensing deal ✓ 	<ul style="list-style-type: none"> Full-year 2025 dividend declaration ✓ Dividend expectation 2026 ✓ Share buyback completion ✓ 	

1. Chronic obstructive pulmonary disease 2. Uncomplicated urinary tract infections (EAGLE 2/3) 3. Chronic rhinosinusitis with nasal polyps 4. Non-small cell lung cancer 5. Complicated urinary tract infection
6. Urogenital gonorrhoea (EAGLE 1) 7. Severe asthma 8. Years of Age 9. At increased risk 10. Positive CHMP opinion received in Oct-25 11. CALM-1 results will be disclosed together with CALM-2 12. Refractory chronic cough
13. INFRONT-3 study is sponsored by Alektor Inc. 14. Frontotemporal dementia due to heterozygous mutations in the progranulin gene. 15. Cholestatic pruritus in primary biliary cholangitis 16. Hepatitis B virus
17. Immunocompromised 18. Pre-Exposure Prophylaxis 19. Eosinophilic granulomatosis with polyangiitis
* Pivotal phase II study **Launches only included following positive Phase 3 readout. Upcoming PDUFA: depemokimab 16th December

Delivering strong and sustained momentum
for patients and shareholders



Delivering strong 2025
performance, driving
guidance upgrade and
demonstrating quality and
strength of portfolio

Commitment to future
growth outlook through
investment in the pipeline
and targeted BD,
advancing progress in
R&D

Well positioned to deliver
continued impact for
patients and sustained
value for shareholders

Q&A

Q3 2025 Total to core operating profit reconciliation

	Q3 2024 Operating profit (£m)	Q3 2025 Operating profit (£m)	Key commentary on CER basis
Total results	189	2,593	
Intangible amortisation	415	198	Prior year impacted by additional amortisation for <i>Zejula</i> and <i>Jemperli</i>
Intangible impairment	17	112	
Major restructuring	100	58	£1.2bn benefits delivered to date ¹
Transaction-related	361	319	ViiV Shionogi CCL ² remeasurement
Divestments, significant legal and other	1,679	(295)	Prior year includes £1.8bn Zantac Current year includes £0.3bn CureVac settlement
Core results	2,761	2,985	

Improved core earnings per share with +14% growth at CER

	Q3 2024 £m	Q3 2025 £m	Key commentary on CER basis
Core operating profit (OP)	2,761	2,985	
Net finance expense	(114)	(132)	
Share of associates	(1)	(5)	
Tax	(461)	(455)	
Tax rate	17.4%	16.0%	Lower tax rate a result of the timing of settlements
Non-controlling interests	(157)	(176)	
Core Profit attributable to shareholders	2,028	2,217	
Core earnings per share (EPS)	49.7p	55.0	
Total EPS	(1.4p)	49.9p	2024 Total EPS reflects the £1.8bn Zantac charge
Weighted average number of shares (millions)	4,080	4,034	£1.1bn of share buyback completed to date

Quarterly summary of core results

	2024					2025				
	Q1	Q2	Q3	Q4	FY	Q1	Q2	Q3	Q4	FY
Sales (£m)	7,363	7,884	8,012	8,117	31,376	7,516	7,986	8,547		
Operating profit (£m)	2,443	2,513	2,761	1,431	9,148	2,533	2,631	2,985		
Operating margin	33.2%	31.9%	34.5%	17.6%	29.2%	33.7%	32.9%	34.9%		
Earnings per share (p)	43.1	43.4	49.7	23.2	159.3	44.9	46.5	55.0p		

Currency

2024 currency sales exposure¹

US \$	52%
Euro €	18%
Japanese ¥	4%
Other ²	26%

2025 core operating profit

US \$: 10 cents movement in the average exchange rate for full year impacts core operating profit by approx. +/- 8%

Euro €: 10 cents movement in the average exchange rate for full year impacts core operating profit by approx. +/- 0.5%

Japanese ¥: 10 Yen movement in the average exchange rate for full year impacts core operating profit by approx. +/- 1%

Currency sensitivity

If exchange rates were to hold at the closing rates on 30 September 2025 (\$1.34/£1, €1.14/£1 and Yen 199/£1) for the rest of 2025, the estimated impact on 2025 Sterling Turnover growth for GSK would be -3% and if exchange gains or losses were recognised at the same level as in 2024, the estimated impact on 2025 Sterling Core Operating Profit growth for GSK would be -5%

Historical average exchange rates quarterly

	2024				
	Q1	Q2	Q3	Q4	FY24
US \$	1.27	1.26	1.31	1.27	1.28
Euro €	1.16	1.17	1.19	1.20	1.18
Japanese ¥	187	198	192	195	193
Historical period end exchange rates					
US \$	1.26	1.27	1.34	1.25	
Euro €	1.17	1.18	1.20	1.20	
Japanese ¥	191	203	191	197	

2025





































Q1	Q2	Q3	Q4	FY25
1.26	1.34	1.33		
1.20	1.18	1.16		
193	194	198		
1.29	1.37	1.34		
1.20	1.17	1.14		
193	198	199		

2025 full year outlook considerations to support modelling

	2024 Growth excl. COVID	2025 Guidance (Feb 25)	2025 Guidance (Jul 25)	2025 Guidance (Oct 25)	2025 assumptions
Turnover	8%	3-5%	3-5%	6-7%	
- Specialty	+19%	+LDD	+ low teens	+ mid teens	
- HIV	+13%	+MSD	+MSD-HSD	Around +10%	
- Vaccines	-3%	-LSD	-LSD to stable	-LSD to stable	
- Gen Meds	+6%	Broadly stable	Broadly stable	Broadly stable	
Core OP	13%	6-8%	6-8%	9-11%	SG&A: increase by a LSD percentage R&D: increase ahead of sales Royalties: £800m-£850m
- Core OP margin	29.2%	n/a	n/a	n/a	
Core EPS	12%	6-8%	6-8%	10-12%	Interest charge £500-£550m Core tax rate ~17.5% NCI: ViiV is the main ongoing NCI Share buyback included in EPS guidance, assumed to be up to 1% accretive to EPS
Dividend	61p	64p	64p	64p	

2021 – 2026 BIU (2021)	2021 – 2026 BIU (2024)	2021 – 2026 BIU (2025)
>5% CAGR	>7% CAGR	>7% CAGR
DD CAGR	DD CAGR	Low to mid teens
MSD CAGR	6-8%	HSD
HSD CAGR	LDD CAGR	MSD to HSD
Broadly Stable	Broadly Stable	LSD
>10% CAGR	>11% CAGR	>11% CAGR
>30%	>31%	>31%

Upcoming pipeline catalysts: 2025 and 2026

	H2 2025	H1 2026	H2 2026
Regulatory decision	 depemokimab: asthma US  depemokimab: CRSwNP ¹ US  <i>Blujepa</i> (gepotidacin): GC ² US  <i>Shingrix</i> liquid formulation EU	 depemokimab: asthma EU, CN, JP  depemokimab: CRSwNP ¹ EU, CN, JP  linerixibat: cholestatic pruritus in PBC ³ US  <i>Nucala</i> : COPD ⁹ EU, CN  <i>Blenrep</i> : DREAMM-7, 2L+ MM ¹⁰ CN  <i>Arexvy</i> : 18-49 YoA ¹¹ AIR ¹² US, JP  <i>Arexvy</i> : 18+ YoA ¹¹ EU	 linerixibat: cholestatic pruritus in PBC ³ EU  <i>Ventolin</i> (low carbon MDI ⁴): asthma EU  <i>Arexvy</i> : 18+ IC ⁵ US, EU, JP  bepirovirsen: chronic HBV ¹³ infection US, JP  <i>Bexsero</i> : Men B (infants) US  tebipenem pivoxil: cUTI ⁶ US
Regulatory submission acceptance	 linerixibat: cholestatic pruritus in PBC ³ CN  <i>Ventolin</i> (low carbon MDI ⁴): asthma EU  <i>Arexvy</i> : 18+ IC ⁵ US, EU, JP  tebipenem pivoxil: cUTI ⁶ US	 linerixibat: cholestatic pruritus in PBC ³ JP  <i>Arexvy</i> : Older adults 60+ YoA ¹¹ (China) CN  bepirovirsen: chronic HBV ¹³ infection US, EU, CN, JP  <i>Bexsero</i> : Men B (infants) US	 camlipixant: RCC ⁸ US, EU, JP  <i>Blenrep</i> : DREAMM-8, 2L+ MM ¹⁰ CN  cabotegravir: Q4M PrEP ¹⁴ , HIV prevention US
Late-stage Phase III readouts	 camlipixant: CALM-1 ⁷ , RCC ⁸  depemokimab: NIMBLE, asthma	 <i>Arexvy</i> : Older adults 60+ YoA ¹¹ (China)  bepirovirsen: B-WELL-1/2, chronic HBV ¹³ infection	 camlipixant: CALM-2, RCC ⁸  depemokimab: OCEAN, EGPA ¹⁵  <i>Jemperli</i> ¹⁶ : AZUR-1, Rectal cancer ^{17, 18}  cabotegravir: Q4M PrEP ¹⁴ , HIV prevention ¹⁸

1. Chronic rhinosinusitis with nasal polyps 2. Urogenital gonorrhoea 3. Primary biliary cholangitis 4. Metered dose inhaler 5. Immunocompromised 6. Complicated urinary tract infection 7. CALM-1 results will be disclosed together with CALM-2 8. Refractory chronic cough 9. Chronic obstructive pulmonary disease 10. Multiple myeloma 11. Years of age 12. At increased risk 13. Hepatitis B virus 14. Pre-exposure prophylaxis 15. Eosinophilic granulomatosis with polyangiitis 16. Tesaro asset 17. Neoadjuvant locally advanced dMMR/MSI-H rectal cancer 18. Pivotal phase II study

62 potential new vaccines and medicines in pipeline

Phase III / Registration

16

depemokimab (GSK3511294)	Long-acting anti-IL5 antibody*	Asthma [^] **
linerixibat (GSK2330672)	IBAT inhibitor	Cholestatic pruritus in primary biliary cholangitis [^]
Nucala (mepolizumab)	Anti-IL5 antibody	COPD ^{1^}
camlipixant (GSK5464714)	P2X3 receptor antagonist	Refractory chronic cough
latozinemab (GSK4527223)	Anti-sortilin antibody*	Frontotemporal dementia ²
Low carbon version of MDI ³ , Ventolin (salbutamol)	Beta 2 adrenergic receptor agonist	Asthma
Blenrep (belantamab mafodotin)	Anti-BCMA ADC*	Multiple myeloma [^]
GSK5764227	ADC targeting B7-H3*	ES-SCLC ^{4**}
Jemperli (dostarlimab)	Anti-PD-1 antibody*	dMMR/MSI-H colon cancer**
Zejula (niraparib)	PARP inhibitor*	Newly diagnosed glioblastoma multiforme
Arexvy (RSV vaccine)	Recombinant protein, adjuvanted*	RSV adults (18-49 YoA ⁵ AIR ⁶) [^] **
Blujepa (gepotidacin)	BTI inhibitor*	Uncomplicated UTI ^{7^} **
bepirovirsen (GSK3228836)	Antisense oligonucleotide*	Chronic HBV ⁸ infection
Bexsero (MenB vaccine)	Recombinant protein, OMV	Meningitis B (infants US)
GSK4178116	Live, attenuated	Varicella new seed
tebipenem pivoxil (GSK3778712)	Antibacterial carbapenem*	Complicated UTI ⁷

* In-license or other alliance relationship with third party ^ In registration ** Additional indications or candidates also under investigation

1. Chronic obstructive pulmonary disease 2. Phase III trial in patients with progranulin gene mutation 3. Metered dose inhaler 4. Extensive-stage small-cell lung cancer 5. Years of age 6. At increased risk
7. Urinary tract infection 8. Hepatitis B virus

62 potential new vaccines and medicines in pipeline

Phase II

20

<i>Benlysta</i> (belimumab)	Anti-BLys antibody	Systemic sclerosis associated ILD ^{1,2**}
efimosfermin alfa (GSK6519754)	FGF21 analog*	MASH ³
GSK4527226 (AL-101)	Anti-sortilin antibody*	Alzheimer's disease
GSK4532990	HSD17B13 RNA interference*	MASH ^{3**}
GSK5784283	TSLP monoclonal antibody*	Asthma
<i>Ojjaara/Omjara</i> (mometotinib)	JAK1, JAK2 and ACVR1 inhibitor*	Myelodysplastic syndrome**
cabotegravir (GSK1265744)	Integrase inhibitor	HIV
VH3810109	Broadly neutralizing antibody*	HIV
VH4011499	Capsid protein inhibitor	HIV
VH4524184	Integrase inhibitor*	HIV
alpipectir (BVL-GSK3729098)	Ethionamide booster*	Tuberculosis
ganfeborole (GSK3036656)	Leucyl t-RNA synthetase inhibitor*	Tuberculosis
GSK4077164	Bivalent GMMA and TCV*	Invasive non-typhoidal salmonella
GSK4382276	mRNA*	Seasonal flu
GSK4396687	mRNA*	COVID-19
GSK4406371	Live, attenuated	MMRV ⁴ new seed
GSK5101955	MAPS Pneumococcal 24 valent paed*	Paediatric pneumococcal disease
GSK5102188	Recombinant subunit, adjuvanted	UTI ^{5,6}
GSK5536522	mRNA*	Flu H5N1 pre-pandemic ⁶
GSK5637608	Hepatitis B virus-targeted siRNA*	Chronic HBV ⁷ infection

* In-license or other alliance relationship with third party ** Additional indications or candidates also under investigation

1. Interstitial lung disease 2. In phase II/III study 3. Metabolic dysfunction-associated steatohepatitis 4. Measles, Mumps, Rubella, and Varicella 5. Urinary tract infection 6. In phase I/II study 7. Hepatitis B virus

62 potential new vaccines and medicines in pipeline

Phase I

26

GSK3862995	Anti-IL33 antibody	COPD ^{1**}
GSK3888130	Anti-IL7 antibody*	Autoimmune disease
GSK4347859	Interferon pathway modulator	Systemic lupus erythematosus
GSK4527363	B-cell modulator	Systemic lupus erythematosus
GSK4528287	Anti-IL23-IL18 bispecific antibody*	Inflammatory bowel disease
GSK4771261	Monoclonal antibody against novel kidney target	Autosomal dominant PKD ²
GSK5462688	RNA-editing oligonucleotide*	Alpha-1 antitrypsin deficiency
GSK5926371	Anti-CD19-CD20-CD3 trispecific antibody*	Autoimmune disease
GSK6582701	PDE3/4 inhibitor*	COPD ¹
belantamab (GSK2857914)	Anti-BCMA antibody	Multiple myeloma
GSK4418959	Werner helicase inhibitor*	dMMR/MSI-H solid tumours ³
GSK4524101	DNA polymerase theta inhibitor*	Cancer ³
GSK5458514	PSMAxCD3 T cell engaging bispecific antibody*	Prostate cancer ³
GSK5733584	ADC targeting B7-H4*	Gynaecologic malignancies**
GSK6042981 (IDRX-42)	KIT inhibitor*	Gastrointestinal stromal tumours
XMT-2056 ⁴ (wholly owned by Mersana Therapeutics)	STING agonist ADC*	Cancer
VH4527079	HIV entry inhibitor	HIV
GSK3772701	<i>P. falciparum</i> whole cell inhibitor*	Malaria
GSK3882347	FimH antagonist*	Uncomplicated UTI ⁵
GSK3923868	PI4K beta inhibitor	Rhinovirus disease
GSK3965193	PAPD5/PAPD7 inhibitor	Chronic HBV ⁶ infection ³
GSK4024484	<i>P. falciparum</i> whole cell inhibitor*	Malaria
GSK4424989	Recombinant/glycoconjugate vaccine*	Group A streptococcal infections
GSK5251738	TLR8 agonist*	Chronic HBV ⁶ infection
GSK5459248	MAPS Pneumococcal 30+ valent adults*	Pneumococcal disease
GSK5475152	mRNA*	Seasonal flu/COVID-19 ³

Changes since Q2 2025

Changes on pipeline


Progressed to Phase III

 GSK5764227: ADC targeting B7-H3, ES-SCLC¹

New to Phase I

 GSK6582701: PDE3/4 inhibitor, COPD²

 GSK4424989: Recombinant/glycoconjugate vaccine, Group A streptococcal infections


 GSK5459248: MAPS Pneumococcal 30+ valent adults, Pneumococcal disease


Removed from Phase III


 cobolimab (GSK4069889): Anti-TIM-3 antibody, Non-small cell lung cancer


Removed from Phase II

 GSK3915393: TG2 inhibitor, Pulmonary fibrosis

 GSK4381562: Anti-PVRIG antibody, Cancer

 nelistotug (GSK6097608): Anti-CD96 antibody, Cancer

 GSK3993129: Recombinant subunit, adjuvanted, Cytomegalovirus

 GSK4023393: Recombinant protein, OMV, conjugated vaccine, MenABCWY 2nd Gen


Removed from Phase I

 GSK4172239: DNMT1 inhibitor, Sickle cell disease

Achieved pipeline catalysts

Regulatory decisions

 *Blenrep*: 3L+ MM³

 *Shingrix*: 18+ YoA⁴ AIR⁵

US

CN


Regulatory submission acceptances


 gepotidacin: GC⁶ with Priority Review

US


Late-stage readouts


 latozinemab: INFRONT-3⁷, FTD-GRN⁸ - Phase III data readout

 *Ventolin* (low carbon MDI⁹): asthma - Positive phase III data readout

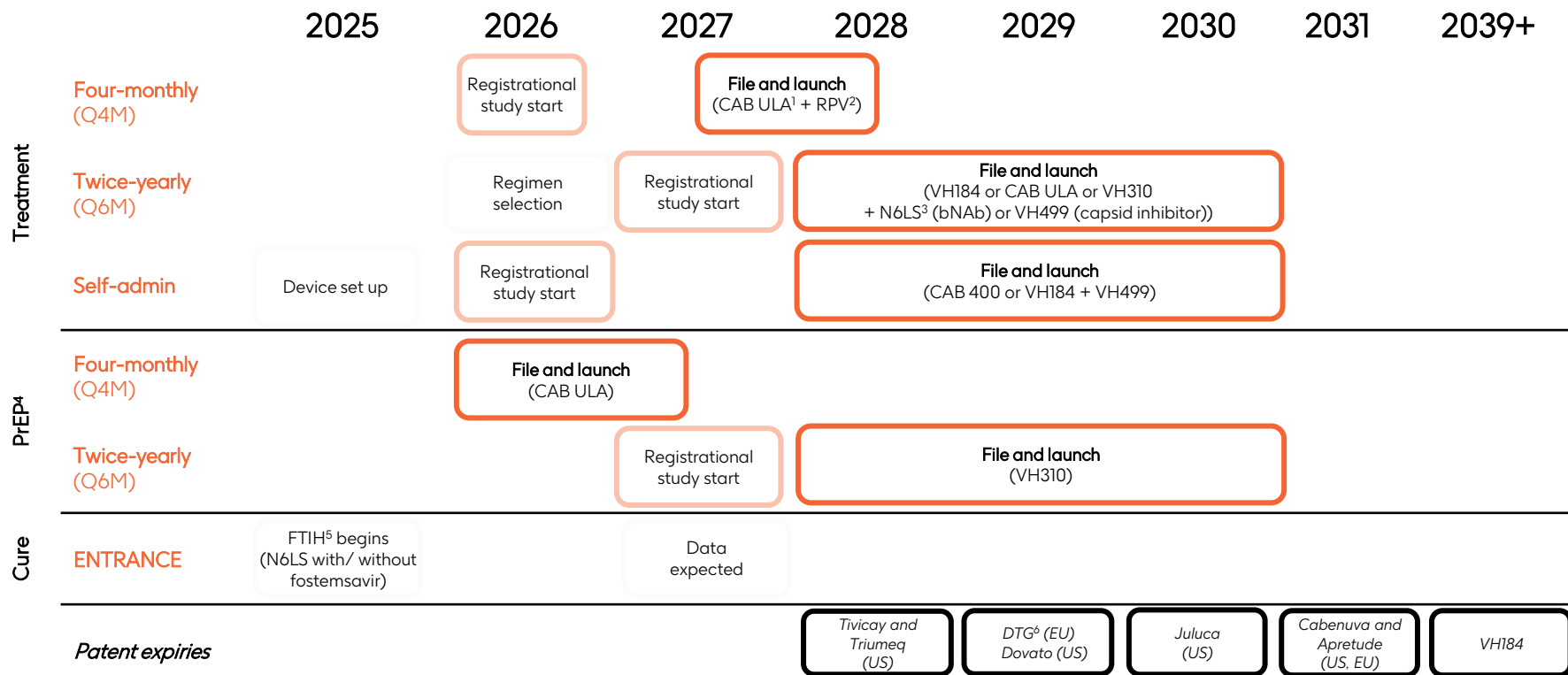
 *Bexsero*: Men B (infants) - Positive phase III data readout

Other news

 *Zejula*¹⁰: malignant glioma - Orphan Drug Designation (US)

 *Shingrix* liquid formulation - Positive CHMP opinion (EU)

HIV: Clear roadmap to deliver industry leading, competitive long-acting innovation



All time estimates between file and launch are subject to change

1. Ultra long-acting 2. Rilpivirine 3. CD4-binding broadly neutralising antibody 4. Pre-exposure prophylaxis 5. First time in human 6. Dolutegravir

Glossary

ADC	Antibody-drug conjugate
AE	Adverse event
AESI	Adverse event of special interest
AIR	At increased risk
ALD	Alcohol-related liver disease
ART	Antiviral therapy
BCMA	B-cell maturation antigen
BICR	Blinded Independent Central Review
CBR	Clinical benefit rate
cCR	Complete clinical response
CHMP	Committee for Medicinal Products for Human Use
CMV	Cytomegalovirus
CN	China
COPD	Chronic obstructive pulmonary disease
CRR	Complete response rate
CRSwNP	Chronic rhinosinusitis with nasal polyps
CTD	Connective tissue disease
cUTI	Complicated urinary tract infection
DLT	Dose-limiting toxicity
dMMR	Deficient mismatch repair
DoR	Duration of response
EFS	Event-free survival
EGPA	Eosinophilic granulomatosis with polyangiitis
FTD-GRN	Frontotemporal dementia with progranulin gene mutation
GC	Urogenital gonorrhea

GIST	Gastrointestinal stromal tumor
GMMA	Generalised Modules for Membrane Antigens
HBV	Hepatitis B virus
HES	Hypereosinophilic syndrome
IC	Immunocompromised
ILD	Interstitial lung disease
iNTS	Invasive non-typhoidal salmonella
JP	Japan
MAD	Multiple ascending dose
MASH	Metabolic dysfunction-associated steatohepatitis
MDI	Metered dose inhaler
MM	Multiple myeloma
MMRp	Mismatch repair proficient
MMRV	Measles, mumps, rubella and varicella
MRD	Multiple rising dose
MSI-H	Microsatellite instability high
MSS	Microsatellite stability
NASH	Non-alcoholic steatohepatitis
NSCLC	Non-small cell lung cancer
OMV	Outer membrane vesicle
ORR	Overall response rate
OS	Overall survival
PBC	Primary biliary cholangitis
PD	Pharmacodynamics
PFS	Progression-free survival

PFS2	Time to second disease progression or death
PK	Pharmacokinetics
PKD	Polycystic kidney disease
PrEP	Pre-exposure prophylaxis
RCC	Refractory chronic cough
RRMM	Relapsed/refractory multiple myeloma
RSV	Respiratory syncytial virus
SAD	Single ascending dose
SAE	Serious adverse event
SCLC	Small cell lung cancer
siRNA	Small interfering RNA
SLE	Systemic lupus erythematosus
SoC	Standard of care
SSc	Systemic sclerosis associated
TCV	Typhoid conjugate vaccine
TTBR	Time to best response
TTD	Time to treatment discontinuation
TTP	Time to tumour progression
TTR	Time to treatment response
ULA	Ultra long acting
UTI	Urinary tract infection
uUTI	Uncomplicated urinary tract infection
VGPR	Very good partial remission
YoA	Years of age

Assumptions and basis of preparation related to 2025 guidance, 2021-26 and 2031 outlooks

In outlining the guidance for 2025, and outlooks for the period 2021-26 and for 2031, the Group has made certain assumptions about the macro-economic environment, the healthcare sector (including regarding existing and possible additional governmental legislative and regulatory reform), the different markets and competitive landscape in which the Group operates and the delivery of revenues and financial benefits from its current portfolio, its development pipeline and restructuring programmes.

2025 Guidance

These planning assumptions as well as operating profit and earnings per share guidance and dividend expectations assume no material interruptions to supply of the Group's products, no material mergers, acquisitions or disposals, no material litigation or investigation costs for the Company (save for those that are already recognised or for which provisions have been made) and no change in the Group's shareholdings in ViiV Healthcare. The assumptions also assume no material changes in the healthcare environment or unexpected significant changes in pricing or trade policies as a result of government or competitor action. The 2025 guidance factors in all divestments and product exits announced and tariffs enacted thus far and indicated potential European tariffs impact of 15%.

2021-26 and 2031 Outlooks

In February 2025 GSK set out improved outlooks for 2031. Please see 2024 full year and fourth quarter results on [gsk.com](https://www.gsk.com)

The assumptions for GSK's revenue, Core operating profit, Core operating margin and cash flow outlooks, 2031 revenue outlook and margin expectations through dolutegravir loss of exclusivity assume the delivery of revenues and financial benefits from its current and development pipeline portfolio of medicines and vaccines (which have been assessed for this purpose on a risk-adjusted basis, as described further below); regulatory approvals of the pipeline portfolio of medicines and vaccines that underlie these expectations (which have also been assessed for this purpose on a risk-adjusted basis, as described further below); no material interruptions to supply of the Group's products; successful delivery of the ongoing and planned integration and restructuring plans; no material mergers, acquisitions or disposals or other material business development transactions; no material litigation or investigation costs for the company (save for those that are already recognised or for which provisions have been made); and no change in the shareholdings in ViiV Healthcare. GSK assumes no premature loss of exclusivity for key products over the period.

The assumptions for GSK's revenue, Core operating profit, Core operating margin and cash flow outlooks, 2031 revenue outlook and margin expectations through dolutegravir loss of exclusivity also factor in all divestments and product exits announced to date as well as material costs for investment in new product launches and R&D. Risk adjusted sales includes sales for potential planned launches which are risk-adjusted based on the latest internal estimate of the probability of technical and regulatory success for each asset in development.

Notwithstanding our guidance, outlooks and expectations, there is still uncertainty as to whether our assumptions, guidance, outlooks and expectations will be achieved.

All outlook statements are given on a constant currency basis and use 2024 average exchange rates as a base (£1/\$1.28, £1/€1.18, £1/Yen 193).

Tariffs

GSK notes that the US administration has initiated an investigation under Section 232 of the Trade Expansion Act to determine the effects on national security of imports of pharmaceutical products. Our guidance is inclusive of tariffs enacted thus far and indicated potential European tariffs of 15%. We are positioned to respond to the potential financial impact of tariffs, with mitigation options identified. Given the uncertain external environment, we will continue to monitor developments.

Use of GSK conference call, webcast and presentation slides

The GSK plc webcast, conference call and presentation slides (together the 'GSK materials') are for your personal, non-commercial use only. You may not copy, reproduce, republish, post, broadcast, transmit, make available to the public, sell or otherwise reuse or commercialise the GSK materials in any way. You may not edit, alter, adapt or add to the GSK materials in any way, nor combine the GSK materials with any other material. You may not download or use the GSK materials for the purpose of promoting, advertising, endorsing or implying any connection between you (or any third party) and us, our agents or employees, or any contributors to the GSK materials. You may not use the GSK materials in any way that could bring our name or that of any Affiliate into disrepute or otherwise cause any loss or damage to us or any Affiliate. GSK plc, 79 New Oxford Street, London, WC1A 1DG, United Kingdom. Telephone +44 20 8047 5000, www.gsk.com

GSK